



RAMAKRISHNA MISSION SIKSHANAMANDIRA

(A NCTE recognized Govt. Aided (WB) Autonomous Post-Graduate College under University of Calcutta)
Belur Math, Howrah - 711 202, West Bengal

6.5.4 Institution engages in several quality initiatives

Feedback analysis report



Swami Vidyamritananda
Principal (Offg.)
Ramakrishna Mission Sikshanamandira
Belur Math, Howrah-711202, W.B.

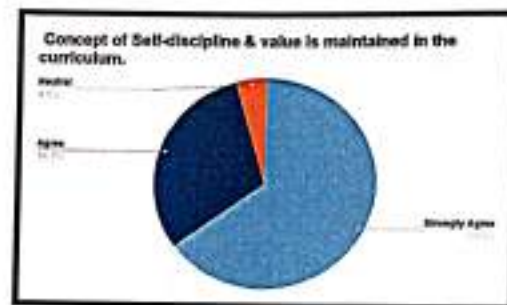


ANALYSIS OF CURRICULUM B.Ed. PROGRAMME ACADEMIC YEAR: 2022-2023

To collect feedback data on curriculum, a questionnaire with 11 items was first developed with five options. Out of the 11 items, only the 11th item was an open-ended question. After that, it was administered to 88 B.Ed. Students of 2022-2023 academic session. Their item wise recorded responses are analyzed below. The provided five options against each item are Strongly Agree, Agree, Neutral, Disagree and Strongly Disagree.

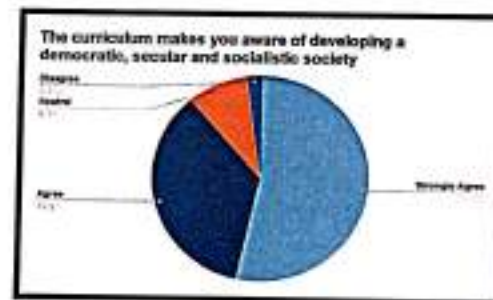
1. Concept of Self-discipline & value is maintained in the curriculum.

Options	Percentage
Strongly Agree	64.8
Agree	30.7
Neutral	4.5
Disagree	-
Strongly Disagree	-
Total	100



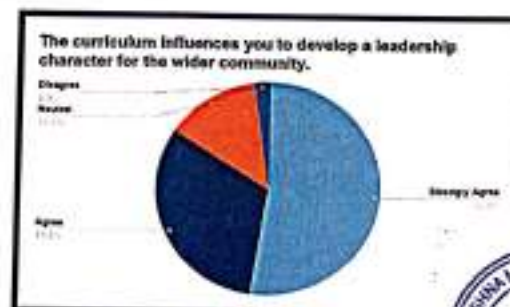
2. The curriculum makes you aware of developing a democratic, secular and socialist society.

Options	Percentage
Strongly Agree	53.4
Agree	35.2
Neutral	9.1
Disagree	2.3
Strongly Disagree	-
Total	100



3. The curriculum influences you to develop a leadership character for the wider community.

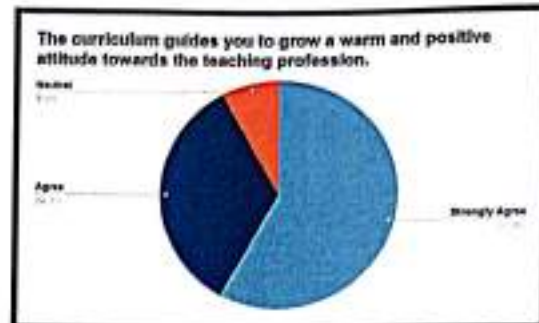
Options	Percentage
Strongly Agree	52.3
Agree	31.8
Neutral	13.6
Disagree	2.3
Strongly Disagree	-
Total	100





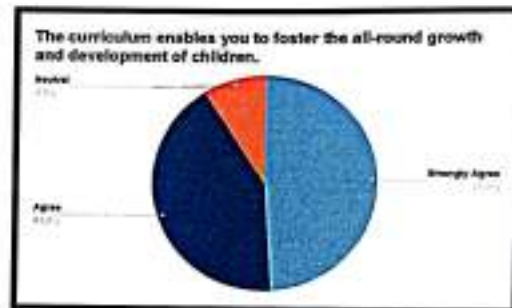
4. The curriculum guides you to grow a warm and positive attitude towards the teaching profession.

Options	Percentage
Strongly Agree	58
Agree	34.1
Neutral	8
Disagree	-
Strongly Disagree	-
Total	100



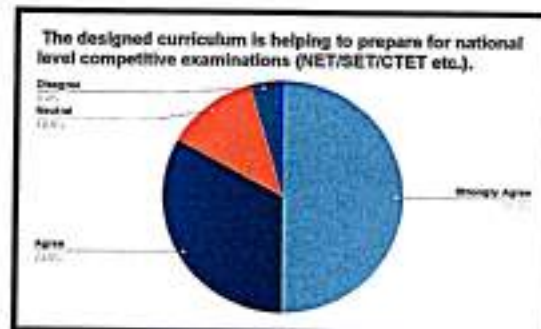
5. The curriculum enables you to foster the all-round growth and development of children.

Options	Percentage
Strongly Agree	48.9
Agree	42
Neutral	9.1
Disagree	-
Strongly Disagree	-
Total	100



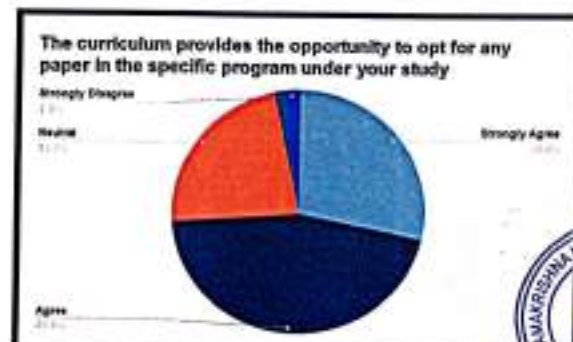
6. The designed curriculum is helping to prepare for national level competitive examinations (NET/SET/CTET etc.).

Options	Percentage
Strongly Agree	50
Agree	33
Neutral	12.5
Disagree	3.4
Strongly Disagree	1.1
Total	100



7. The curriculum provides the opportunity to opt for any paper in the specific program under your study.


Options	Percentage
Strongly Agree	28.4
Agree	45.5
Neutral	22.7
Disagree	1.1
Strongly Disagree	2.3
Total	100





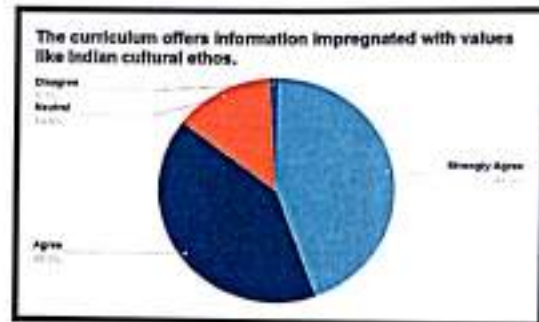
8. The curriculum fulfills the aspiration of our institution following the vision & mission guided by Swami Vivekananda's Philosophy mentioned in the prospectus.

Options	Percentage
Strongly Agree	76.1
Agree	20.5
Neutral	3.4
Disagree	-
Strongly Disagree	-
Total	100



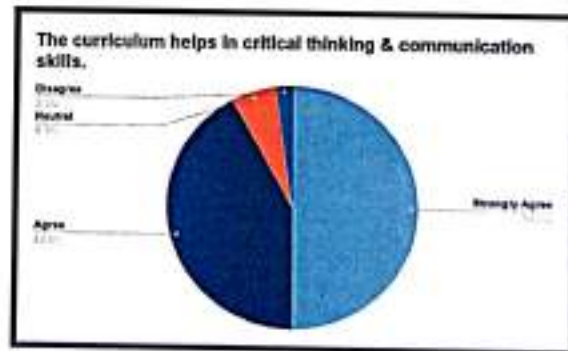
9. The curriculum offers information impregnated with values like Indian cultural ethos.

Options	Percentage
Strongly Agree	44.3
Agree	40.9
Neutral	13.6
Disagree	1.1
Strongly Disagree	-
Total	100



10. The curriculum helps in critical thinking communication skills.

Options	Percentage
Strongly Agree	50
Agree	42
Neutral	5.7
Disagree	2.3
Strongly Disagree	-
Total	100



&

Item wise Mean:

Items	1	2	3	4	5	6	7	8	9	10
Mean	4.60	4.40	4.34	4.50	4.40	4.27	3.97	4.73	4.40	4.40

The overall mean score is 43.88.





RAMAKRISHNA MISSION SIKSHANAMANDIRA

(A NCTE recognized Govt. Aided (WB) Autonomous Post-Graduate College under University of Calcutta)
BELUR MATH, HOWRAH - 711 202, WEST BENGAL

NAAC Re-accredited - 'A'

Analysis:

After going through the descriptive statistics of the collected data, it is crystal clear that our curriculum has been highly appreciated by our student-teachers. The overall mean score 43.88 is indicative of that achievement. Our student-teachers believe that our curriculum focuses on self-discipline and value, developing a democratic and socialist society, making a leadership character, and growing a positive attitude towards the teaching profession. This, in short, upholds the robust characteristics of our curriculum also.

Action Taken Report:

Our student-teachers have strongly agreed with most of the stated items. But their neutrality and disagreement with other items show a very low percentage. Despite that, some items have received disagreement and neutrality in very low proportion. For example, Item No-1, Item No-2, Item No-3, Item No-4, Item No-5, Item No-6, Item No-7, Item-8, Item No-9, Item No-10 received 4.5%, 9.1%, 13.6%, 8%, 9.1%, 12.5%, 22.7%, 3.4%, 13.6% and 5.7% neutrality respectively. Apart from that, Item No-2, Item No-3, Item No-6, Item No-7, Item No-9, Item No-10 received 2.3%, 2.3%, 3.4%, 1.1%, 1.1% and 2.3% disagreement respectively. For this, the Principal and the IQAC Coordinator jointly discussed several issues related to the improvement of curriculum with other faculty members of the college in the CFPC and TC's meeting. Thus, subsequent steps were taken to make those curricular changes effective in diverse teaching learning modalities.



Swami Vidyamritananda
Principal (Offg.)
Ramakrishna Mission Sikshanamandira
Belur Math, Howrah-711202, W.B.

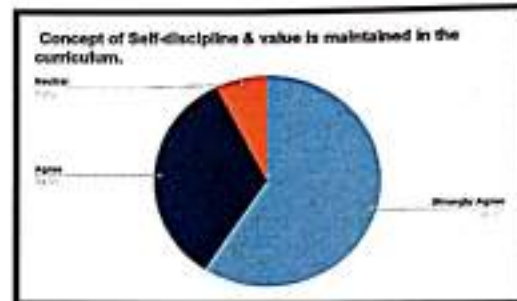


ANALYSIS ON CURRICULUM M.Ed. PROGRAMME ACADEMIC YEAR: 2022-2023

To collect feedback data on curriculum, a questionnaire with 11 items was first developed with five options. Out of the 11 items, only the 11th item was an open-ended question. After that, it was administered to 27 M.Ed. Students of 2022-2023 academic session. Their item wise recorded responses are analyzed below. The provided five options against each item are Strongly Agree, Agree, Neutral, Disagree and Strongly Disagree.

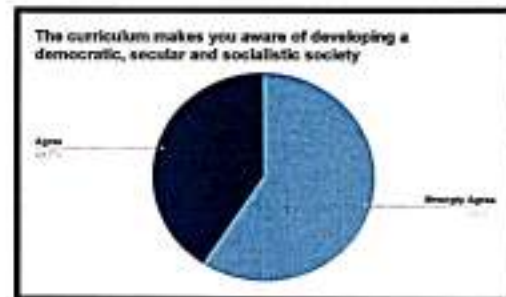
1. Concept of Self-discipline & value is maintained in the curriculum.

Options	Percentage
Strongly Agree	59.3
Agree	33.3
Neutral	7.4
Disagree	-
Strongly Disagree	-
Total	100



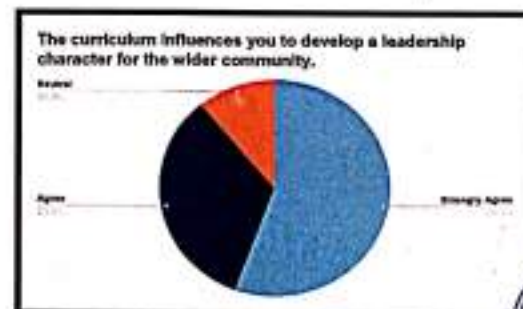
2. The curriculum makes you aware of developing a democratic, secular and socialist society.

Options	Percentage
Strongly Agree	59.3
Agree	40.7
Neutral	-
Disagree	-
Strongly Disagree	-
Total	100



3. The curriculum influences you to develop a leadership character for the wider community.

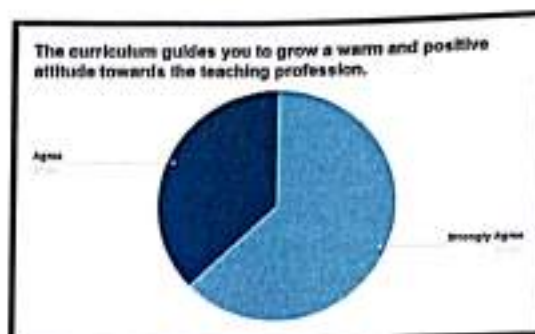
Options	Percentage
Strongly Agree	55.6
Agree	33.3
Neutral	11.1
Disagree	-
Strongly Disagree	-
Total	100





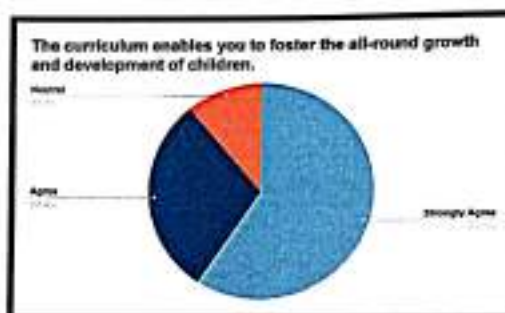
4. The curriculum guides you to grow a warm and positive attitude towards the teaching profession.

Options	Percentage
Strongly Agree	63
Agree	37
Neutral	-
Disagree	-
Strongly Disagree	-
Total	100



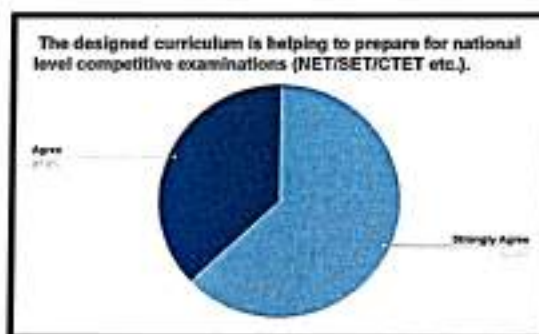
5. The curriculum enables you to foster the all-round growth and development of children.

Options	Percentage
Strongly Agree	59.3
Agree	29.6
Neutral	11.1
Disagree	-
Strongly Disagree	-
Total	100



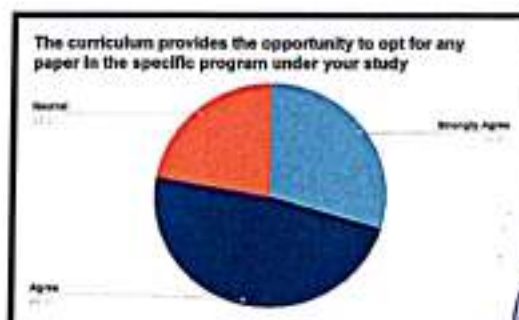
6. The designed curriculum is helping to prepare for national level competitive examinations (NET/SET/CTET etc.).

Options	Percentage
Strongly Agree	63
Agree	37
Neutral	-
Disagree	-
Strongly Disagree	-
Total	100



7. The curriculum provides the opportunity to opt for any paper in the specific program under your study.

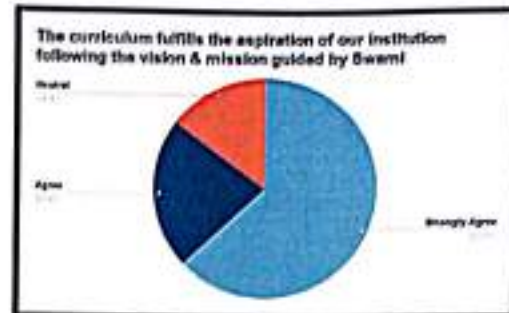
Options	Percentage
Strongly Agree	29.6
Agree	48.1
Neutral	22.2
Disagree	-
Strongly Disagree	-
Total	100





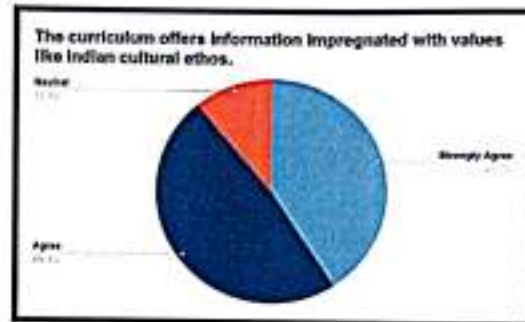
8. The curriculum fulfills the aspiration of our institution following the vision & mission guided by Swami Vivekananda's Philosophy mentioned in the prospectus.

Options	Percentage
Strongly Agree	63
Agree	22.2
Neutral	14.8
Disagree	-
Strongly Disagree	-
Total	100



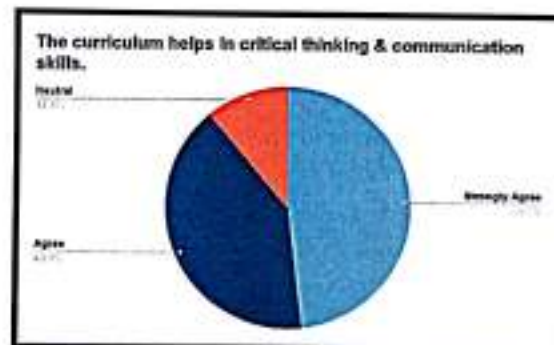
9. The curriculum offers information impregnated with values like Indian cultural ethos.

Options	Percentage
Strongly Agree	40.7
Agree	48.1
Neutral	11.1
Disagree	-
Strongly Disagree	-
Total	100



10. The curriculum helps in critical thinking communication skills.

Options	Percentage
Strongly Agree	48.1
Agree	40.7
Neutral	11.1
Disagree	-
Strongly Disagree	-
Total	100



&

Item wise Mean:

Items	1	2	3	4	5	6	7	8	9	10
Mean	4.52	4.59	4.44	4.63	4.48	4.63	4.07	4.48	4.30	4.37

The overall mean score is 44.52.





RAMAKRISHNA MISSION SIKSHANAMANDIRA

(A NCTE recognized Govt. Aided (WB) Autonomous Post-Graduate College under University of Calcutta)
BELUR MATH, HOWRAH - 711 202, WEST BENGAL

NAAC Re-accredited - 'A'

Analysis:

After going through the descriptive statistics of the collected data, it is crystal clear that our curriculum has been highly appreciated by our student-teachers. The overall mean score 44.52 is indicative of that achievement. Our student-teachers believe that our curriculum focuses on self-discipline and value, developing a democratic and socialist society, making a leadership character, and growing a positive attitude towards the teaching profession. This, in short, upholds the robust characteristics of our curriculum also.

Action Taken Report:

Our student-teachers have strongly agreed with most of the stated items. But their neutrality and disagreement with other items show a very low percentage. Despite that, some items have received disagreement and neutrality in very low proportion. For example, Item No-1, Item No-3, Item No-5, Item No-7, Item-8, Item No-9, Item No-10 received 7.4%, 11.1%, 11.1%, 22.2%, 14.8%, 11.1%, and 11.1% neutrality respectively. For this, the Principal and the IQAC Coordinator jointly discussed several issues related to the improvement of curriculum with other faculty members of the college in the CFPC and TC's meeting. Thus, subsequent steps were taken to make those curricular changes effective in diverse teaching learning modalities.



Swami Vidyamritananda
Principal (Offg.)
Ramakrishna Mission Sikshanamandira
Belur Math, Howrah-711202, W.B.

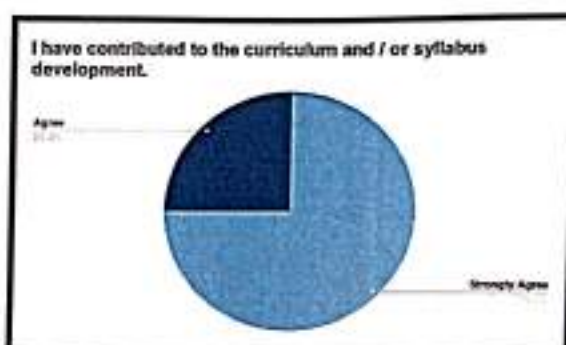


ANALYSIS OF TEACHERS' FEEDBACK ON CURRICULUM (ACADEMIC SESSION: 2022-2023)

To collect feedback data on curriculum, a questionnaire with 10 items was first developed with five options. After that, it was administered to 16 teachers of RKMSM. Their item wise recorded responses are analyzed below. The provided five options against each item are Strongly Agree, Agree, Neutral, Disagree and Strongly Disagree.

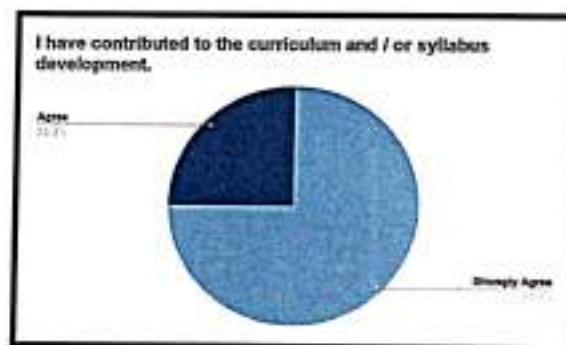
1. Curriculum and Syllabus are need based.

Options	Percentage
Strongly Agree	75
Agree	25
Neutral	-
Disagree	-
Strongly Disagree	-
Total	100



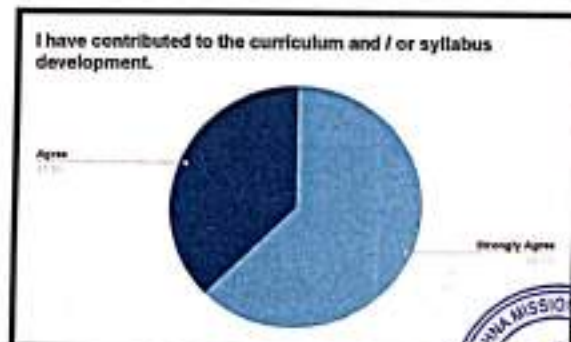
2. The course outcomes are well defined and clear.

Options	Percentage
Strongly Agree	75
Agree	25
Neutral	-
Disagree	-
Strongly Disagree	-
Total	100



3. Sufficient number of relevant reading materials and digital resources are available in the library.

Options	Percentage
Strongly Agree	62.5
Agree	37.5
Neutral	-
Disagree	-
Strongly Disagree	-
Total	100





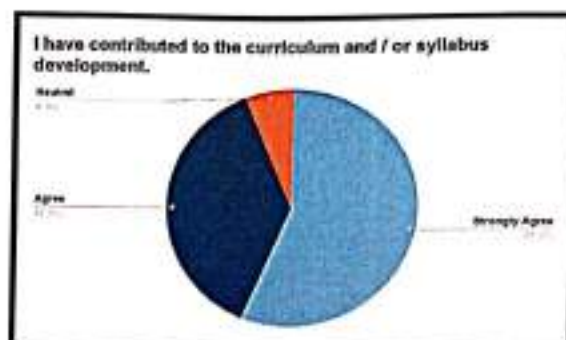
RAMAKRISHNA MISSION SIKSHANAMANDIRA

(A NCTE recognized Govt. Aided (WB) Autonomous Post-Graduate College under University of Calcutta)
BELUR MATH, HOWRAH - 711 202, WEST BENGAL

NAAC Re-accredited - 'A'

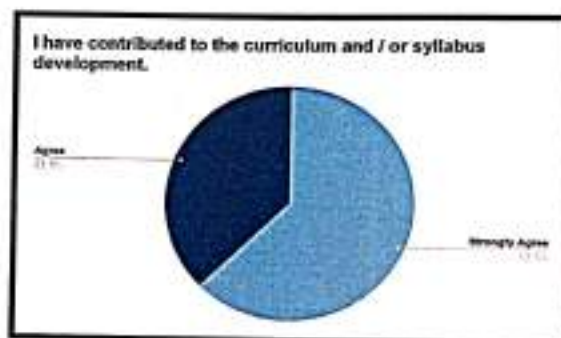
4. The course has a good balance between theory and application.

Options	Percentage
Strongly Agree	56.25
Agree	37.5
Neutral	6.25
Disagree	-
Strongly Disagree	-
Total	100



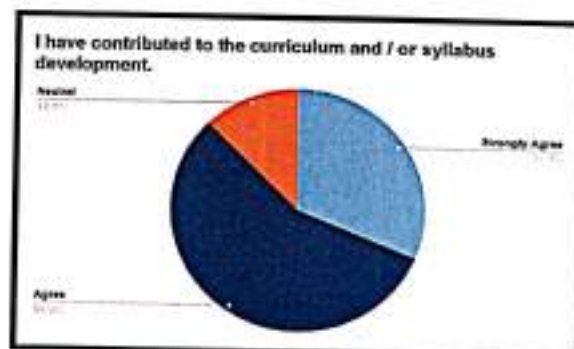
5. The course/syllabus of this course increased my knowledge and perspective in the subject area.

Options	Percentage
Strongly Agree	62.5
Agree	37.5
Neutral	-
Disagree	-
Strongly Disagree	-
Total	100



6. I have the freedom to propose, modify, suggest and incorporate new topics in the syllabus through proper forum.

Options	Percentage
Strongly Agree	31.25
Agree	56.25
Neutral	12.5
Disagree	-
Strongly Disagree	-
Total	100



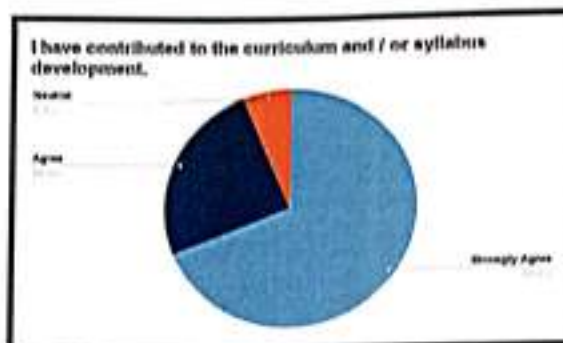
"Education is the manifestation of the perfection already in man."

- Swami Vivekananda



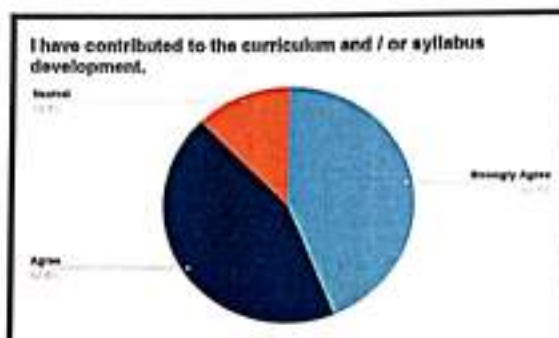
7. I have the freedom to adopt new techniques/education tools /strategies in teaching.

Options	Percentage
Strongly Agree	68.75
Agree	25
Neutral	6.25
Disagree	-
Strongly Disagree	-
Total	100



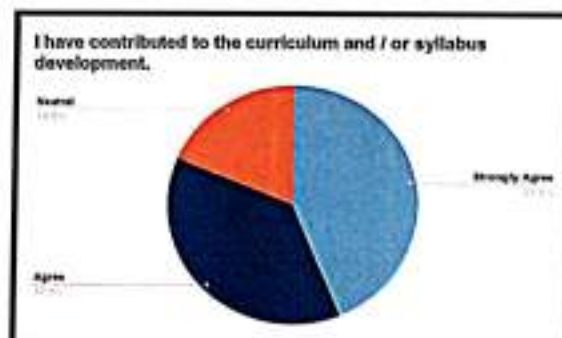
8. I am able to achieve the minimum required course outcome attainment level for my class.

Options	Percentage
Strongly Agree	43.75
Agree	43.75
Neutral	12.5
Disagree	-
Strongly Disagree	-
Total	100



9. I have taken sufficient steps to provide assistance to slow learners.

Options	Percentage
Strongly Agree	43.75
Agree	37.5
Neutral	18.75
Disagree	-
Strongly Disagree	-
Total	100





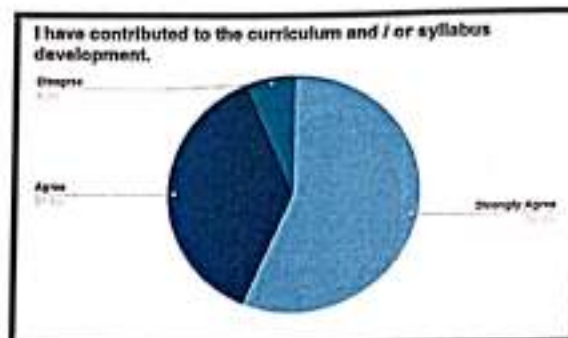
RAMAKRISHNA MISSION SIKSHANAMANDIRA

(A NCTE recognized Govt. Aided (WB) Autonomous Post-Graduate College under University of Calcutta)
BELUR MATH, HOWRAH - 711 202, WEST BENGAL

NAAC Re-accredited - 'A'

10. I have contributed to the curriculum and / or syllabus development.

Options	Percentage
Strongly Agree	56.25
Agree	37.5
Neutral	-
Disagree	6.25
Strongly Disagree	-
Total	100



Item wise Mean:

Items	1	2	3	4	5	6	7	8	9	10
Mean	4.75	4.75	4.62	4.50	4.62	4.19	4.62	4.31	4.25	4.44

The overall mean score is 45.06.

ANALYSIS:

The overall mean score-45.06 clearly shows that the faculty members of our college have positively agreed with the statements kept in the feedback form. Furthermore, their strong agreement with many of the statements resonates that our curriculum is need based, well and clearly defined, maintaining a poise between theory and application, and capable of providing them with the adoption of innovative or novel techniques. In addition, their recorded responses also confirm that they have taken sufficient steps to give assistance to slow learners.

ACTION TAKEN:

After going thoroughly through the analysis, we have come to see that a little bit of disagreement (6.25%) arises in terms of contribution to the curriculum/syllabus development. This issue was kept before the IQAC Coordinator and subsequently this issue was resolved in presence of the Principal and other faculty members in the meeting of CFPC.



Swami Vidyamritananda
Principal (Offg.)
Ramakrishna Mission Sikshanamandira
Belur Math, Howrah-711202, W.B.

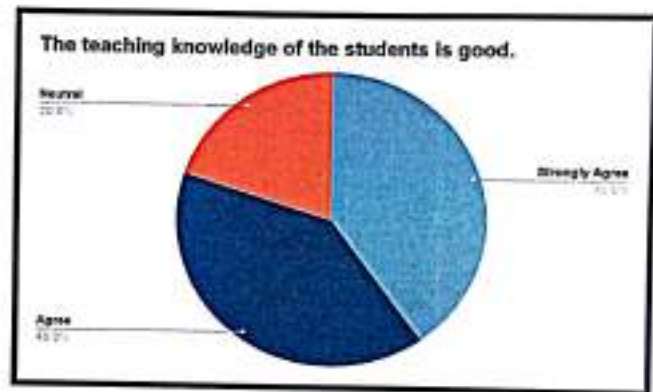


ANALYSIS OF INTERNSHIP-SCHOOLS' FEEDBACK ON CURRICULUM (ACADEMIC YEAR-2022-2023)

To collect feedback data on curriculum, a questionnaire with 8 items was first developed with five options. After that, it was administered to 5 institutional heads to whose schools we send our student-teachers for their school internship. Their item wise recorded responses are analyzed below. The provided five options against each item are Strongly Agree, Agree, Neutral, Disagree and Strongly Disagree.

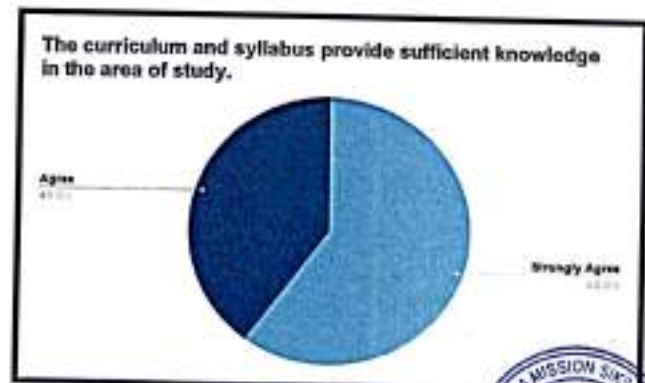
1. The teaching knowledge of the students is good.

Options	Percentage
Strongly Agree	40
Agree	40
Neutral	20
Disagree	-
Strongly Disagree	-
Total	100



2. The curriculum and syllabus provide sufficient knowledge in the area of study.

Options	Percentage
Strongly Agree	60
Agree	40
Neutral	-
Disagree	-
Strongly Disagree	-
Total	100



3. The students are able to teach as part of the faculty.

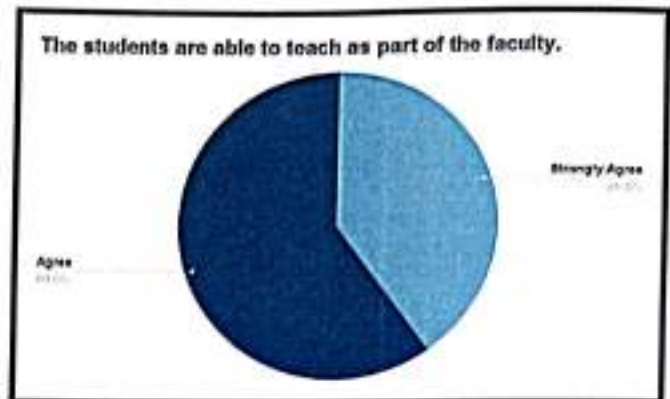




RAMAKRISHNA MISSION SIKSHANAMANDIRA

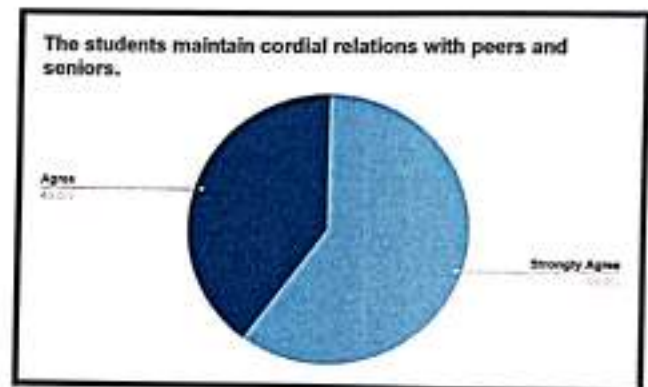
NAAC Re-accruited - 'A'
(A NCTE recognized Govt. Aided (WB) Autonomous Post-Graduate College under University of Calcutta)
BELUR MATH, HOWRAH - 711 202, WEST BENGAL

Options	Percentage
Strongly Agree	40
Agree	60
Neutral	-
Disagree	-
Strongly Disagree	-
Total	100



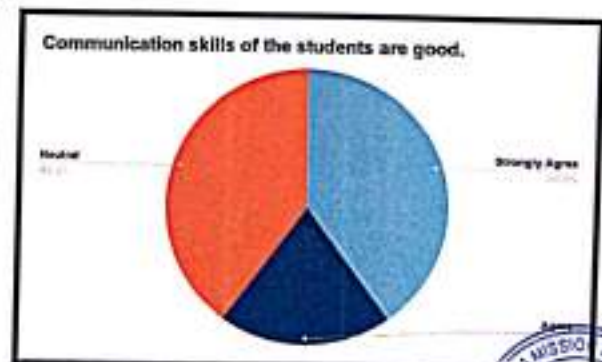
4. The students maintain cordial relations with peers and seniors.

Options	Percentage
Strongly Agree	60
Agree	40
Neutral	-
Disagree	-
Strongly Disagree	-
Total	100



5. Communication skills of the students are good.

Options	Percentage
Strongly Agree	40
Agree	20
Neutral	40
Disagree	-
Strongly Disagree	-
Total	100



6. Students have the required leadership qualities.

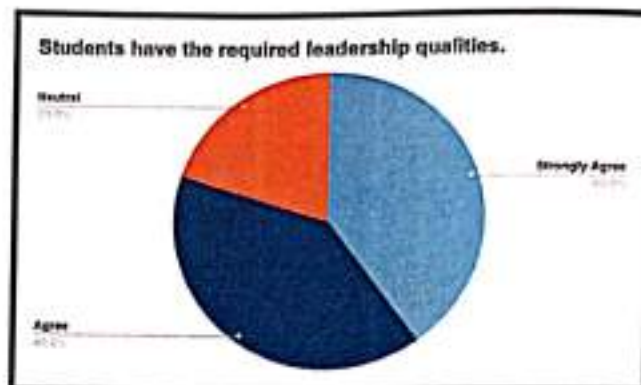


"Education is the manifestation of the perfection already in man."

- Swami Vivekananda

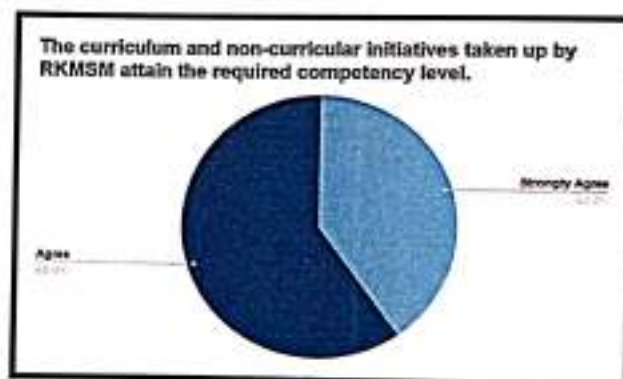


Options	Percentage
Strongly Agree	40
Agree	40
Neutral	20
Disagree	-
Strongly Disagree	-
Total	100



7. The curriculum and non-curricular initiatives taken up by RKMSM attain the required competency level.

Options	Percentage
Strongly Agree	40
Agree	60
Neutral	-
Disagree	-
Strongly Disagree	-
Total	100



8. Students have the ability to learn teaching practices fast and mould themselves into the field of education.

"Education is the manifestation of the perfection already in man."

- Swami Vivekananda



RAMAKRISHNA MISSION SIKSHANAMANDIRA

(A NCTE recognized Govt. Aided (WB) Autonomous Post-Graduate College under University of Calcutta)
BELUR MATH, HOWRAH - 711 202, WEST BENGAL

NAAC Re-accredited - 'A'

Options	Percentage
Strongly Agree	20
Agree	60
Neutral	20
Disagree	-
Strongly Disagree	-
Total	100



ITEM WISE MEAN:

Items	1	2	3	4	5	6	7	8
Mean	4.20	4.60	4.40	4.60	4.00	4.20	4.40	4.00

Overall Mean is 34.

ANALYSIS:

The collected data from different practice-teaching institutional heads show that they are quite satisfied with our student-teachers' knowledge, teaching acumen, subject-expertise, cordial relations with others and ability to lead extracurricular activities. The overall mean score-34 supports our properly designed PLOs for the student-teachers of B.Ed.

Action Taken Report:

The collected data after a thorough analysis shows that the communication skill, teaching knowledge and leadership qualities of our student-teachers still need a lot of improvements as per the percentage of neutrality kept by the respondents. The Principal, the Vice-Principal and the IQAC Coordinator in their discussion with all the faculty members took some noticeable steps to enhance communication skills of our student-teachers through CC:136-EPC-2C and CC:147-EPC-2D. Furthermore, steps were also taken to improve domain specific knowledge and leadership qualities, which is a strong determinant of a successful teacher. For this, remedial classes and individualized mentor's intervention were administered.



Swami Vidyamritananda
Principal (Offg.)
Ramakrishna Mission Sikshanamandira
Belur Math, Howrah-711202, W.B.

"Education is the manifestation of the perfection already in man."

- Swami Vivekananda

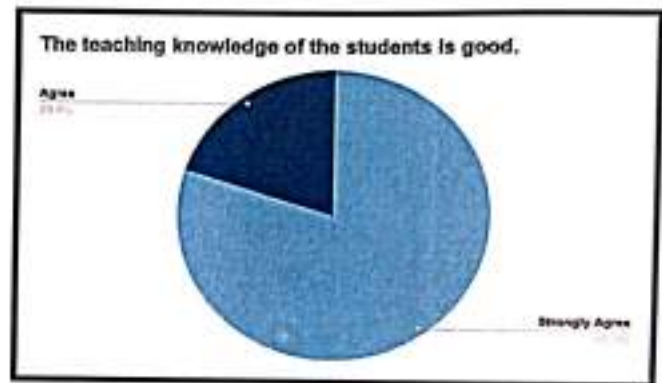


**ANALYSIS OF EMPLOYERS' FEEDBACK ON CURRICULUM
(ACADEMIC SESSION: 2022-2023)**

To collect feedback data on curriculum, a questionnaire with 8 items was first developed with five options. After that, it was administered to 5 employers who have recruited our students in their schools. Their item wise recorded responses are analyzed below. The provided five options against each item are Strongly Agree, Agree, Neutral, Disagree and Strongly Disagree.

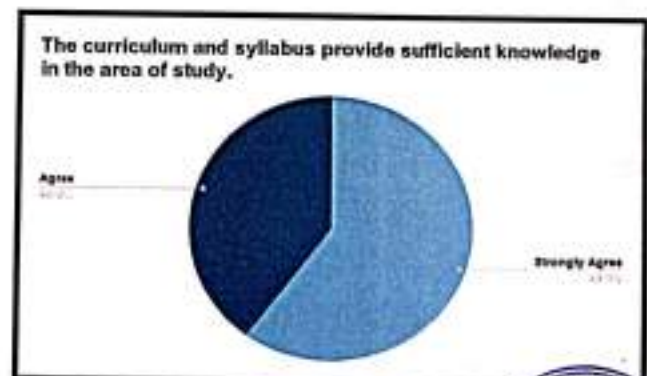
1. The teaching knowledge of the students is good.

Options	Percentage
Strongly Agree	80
Agree	20
Neutral	-
Disagree	-
Strongly Disagree	-
Total	100



2. The curriculum and syllabus provide sufficient knowledge in the area of study.

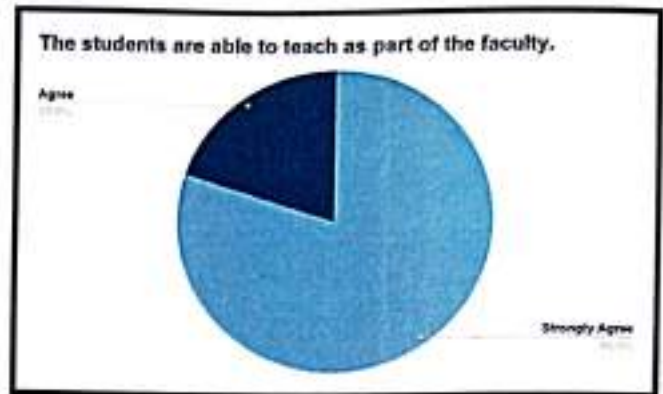
Options	Percentage
Strongly Agree	60
Agree	40
Neutral	-
Disagree	-
Strongly Disagree	-
Total	100





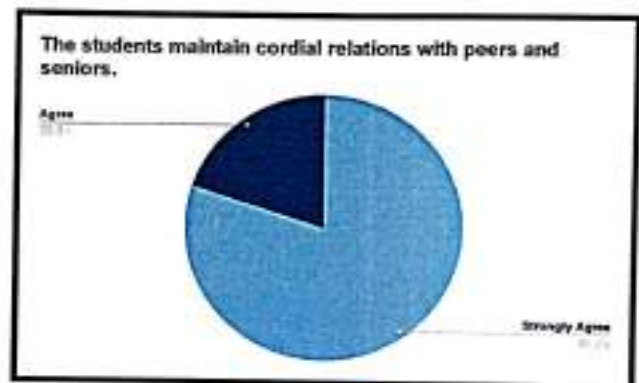
3. The students are able to teach as part of the faculty.

Options	Percentage
Strongly Agree	80
Agree	20
Neutral	-
Disagree	-
Strongly Disagree	-
Total	100



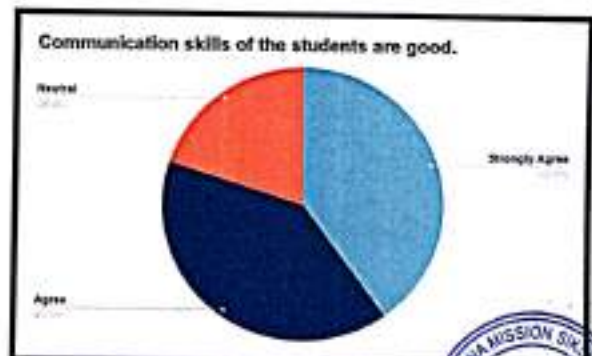
4. The students maintain cordial relations with peers and seniors.

Options	Percentage
Strongly Agree	80
Agree	20
Neutral	-
Disagree	-
Strongly Disagree	-
Total	100



5. Communication skills of the students are good.

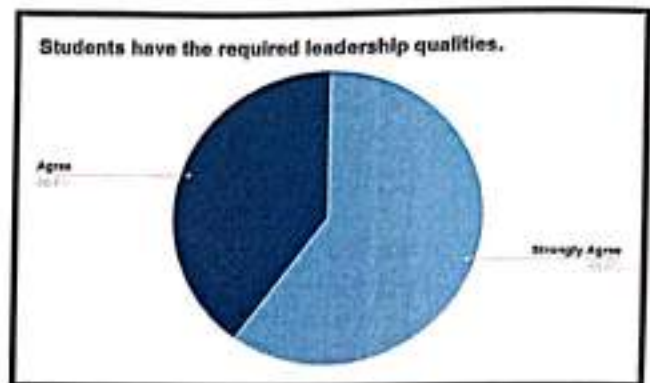
Options	Percentage
Strongly Agree	40
Agree	40
Neutral	20
Disagree	-
Strongly Disagree	-
Total	100





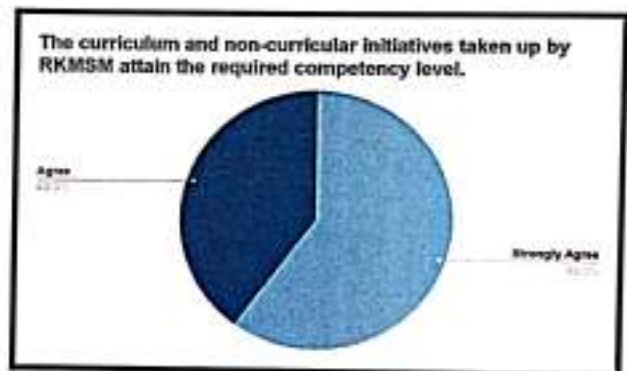
6. Students have the required leadership qualities.

Options	Percentage
Strongly Agree	60
Agree	40
Neutral	-
Disagree	-
Strongly Disagree	-
Total	100



7. The curriculum and non-curricular initiatives taken up by RKMSM attain the required competency level.

Options	Percentage
Strongly Agree	60
Agree	40
Neutral	-
Disagree	-
Strongly Disagree	-
Total	100





RAMAKRISHNA MISSION SIKSHANAMANDIRA

(A NCTE recognized Govt. Aided (WB) Autonomous Post-Graduate College under University of Calcutta)
BELUR MATH, HOWRAH - 711 202, WEST BENGAL

NAAC Re-accredited - 'A'

8. Students have the ability to learn teaching practices fast and mould themselves into the field of education.

Options	Percentage
Strongly Agree	60
Agree	40
Neutral	-
Disagree	-
Strongly Disagree	-
Total	100



ITEM WISE MEAN:

Items	1	2	3	4	5	6	7	8
Mean	4.8	4.6	4.8	4.8	4.2	4.6	4.6	4.6

The overall mean score is 37.

ANALYSIS:

The collected responses from the employers show that they have a positive mindset for our student-teachers. In most of the statements in the feedback form, they strongly agreed with. It means that our student-teachers, whom they recruited as teachers, are efficient to take classes effectively and are also able to perform in different capacities as and when needed.

ACTION TAKEN REPORT:

No action was taken, since the analysis of the employers' feedback yields a positive aspect of our curriculum.



Swami Vidyamritananda
Principal (Offg.)
Ramakrishna Mission Sikshanamandira
Belur Math, Howrah-711202, W.B.

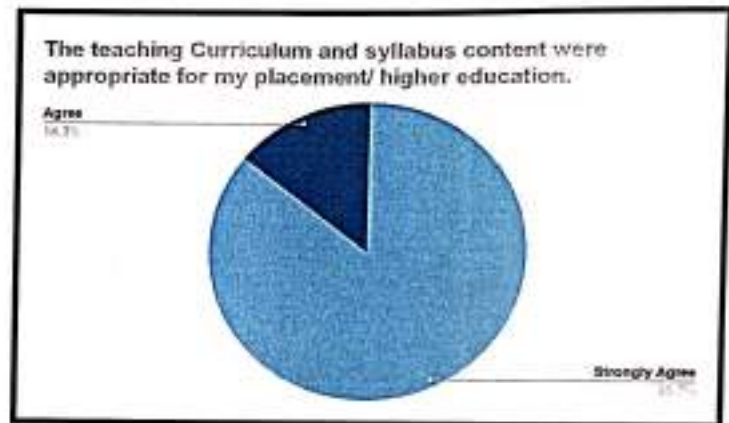


ANALYSIS OF ALUMNI-FEEDBACK ON CURRICULUM
Academic Year: (2022-2023)

To collect feedback data on curriculum, a questionnaire with 8 items was first developed with five options. After that, it was administered to 7 alumni of our college. Their item wise recorded responses are analyzed below. The provided five options against each item are Strongly Agree, Agree, Neutral, Disagree and Strongly Disagree.

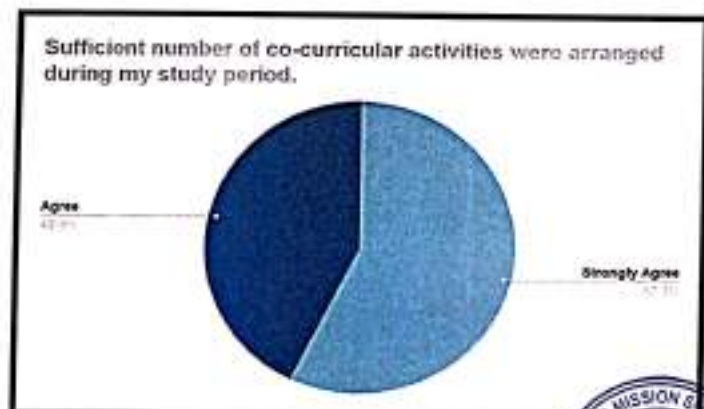
1. The teaching Curriculum and syllabus content were appropriate for my placement/ higher education.

Options	Percentage
Strongly Agree	85.7
Agree	14.3
Neutral	-
Disagree	-
Strongly Disagree	-
Total	100



2. Sufficient number of co-curricular activities were arranged during my study period.

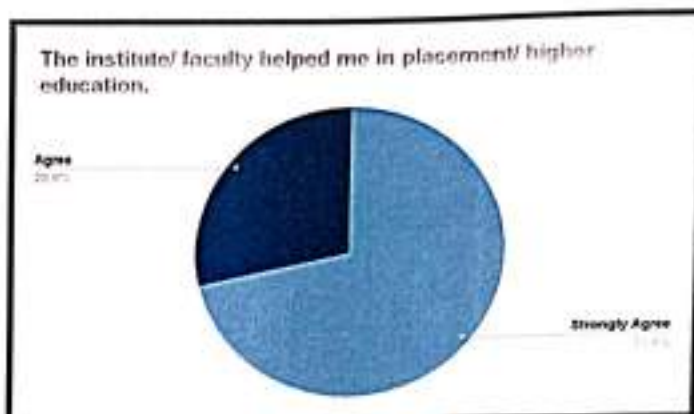
Options	Percentage
Strongly Agree	57.1
Agree	42.9
Neutral	-
Disagree	-
Strongly Disagree	-
Total	100





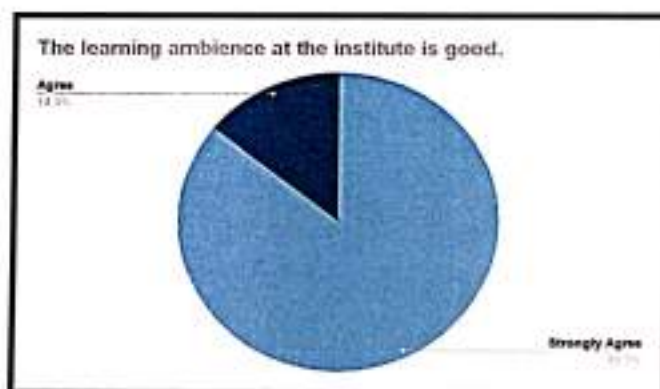
3. The institute/ faculty helped me in placement/ higher education.

Options	Percentage
Strongly Agree	71.4
Agree	28.6
Neutral	-
Disagree	-
Strongly Disagree	-
Total	100



4. The learning ambience at the institute is good.

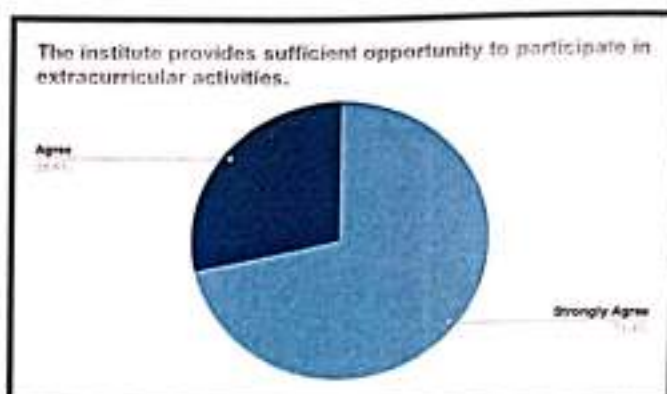
Options	Percentage
Strongly Agree	85.7
Agree	14.3
Neutral	-
Disagree	-
Strongly Disagree	-
Total	100





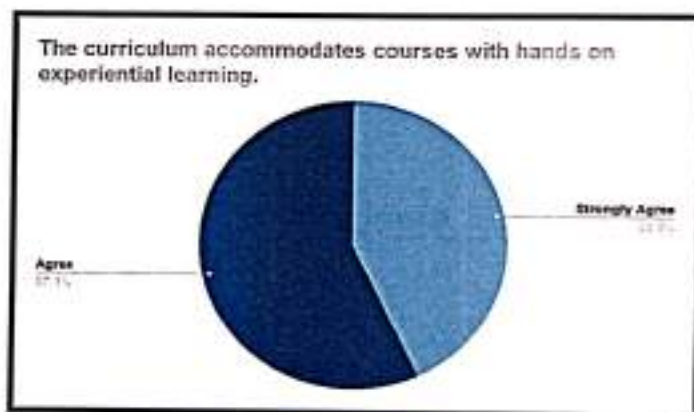
5. The institute provides sufficient opportunity to participate in extracurricular activities.

Options	Percentage
Strongly Agree	71.4
Agree	28.6
Neutral	-
Disagree	-
Strongly Disagree	-
Total	100



6. The curriculum accommodates courses with hands on experiential learning.

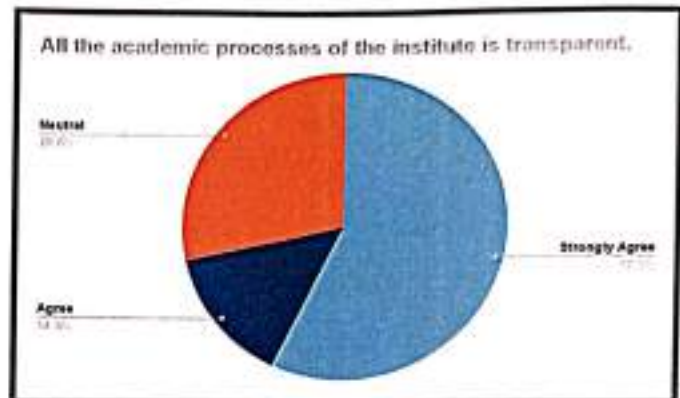
Options	Percentage
Strongly Agree	42.9
Agree	57.1
Neutral	-
Disagree	-
Strongly Disagree	-
Total	100





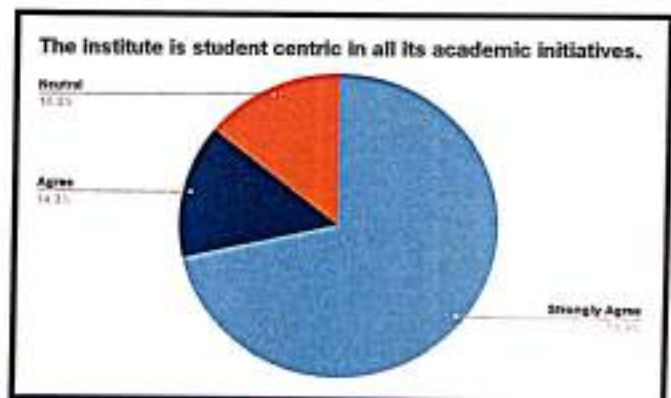
7. All the academic processes of the institute is transparent.

Options	Percentage
Strongly Agree	57.1
Agree	14.3
Neutral	28.6
Disagree	-
Strongly Disagree	-
Total	100



8. The institute is student centric in all its academic initiatives.

Options	Percentage
Strongly Agree	71.4
Agree	14.3
Neutral	14.3
Disagree	-
Strongly Disagree	-
Total	100



ITEM WISE MEAN:

Items	1	2	3	4	5	6	7	8
Mean	4.85	4.57	4.71	4.85	4.71	4.43	4.28	4.57

The overall Mean score is 37.





RAMAKRISHNA MISSION SIKSHANAMANDIRA

(A NCTE recognized Govt. Aided (WB) Autonomous Post-Graduate College under University of Calcutta)
BELUR MATH, HOWRAH - 711 202, WEST BENGAL

NAAC Re-accredited - 'A'

ANALYSIS:

The collected responses from our alumni show that they strongly agreed with most of the items kept in the feedback form. Therefore, the overall mean score-37 attests to our successfully designed PLOs for B.Ed, M.Ed. and Ph.D. programs. In short, this means that our curriculum is highly student centric and conducive to paving the way for placement in the teaching field and higher education.

ACTION TAKEN REPORT:

Since the respondents responded positively, no action was taken.



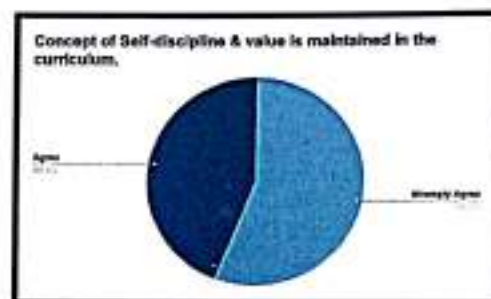
Swami Vidyamritananda
Principal (Offg.)
Ramakrishna Mission Sikshanamandira
Belur Math, Howrah-711202, W.B.

**ANALYSIS OF CURRICULUM****M.ED 2nd Year (2021-2023)****ACADEMIC YEAR:2021-2022**

To collect feedback data on curriculum, a questionnaire with 11 items was first developed with five options. Out of the 11 items, only the 11th item was an open ended question. After that, it was administered to 25 M.Ed. 3rd Semester students of 2021-2023 session. Their item wise recorded responses are analyzed below. The provided five options against each item are Strongly Agree, Agree, Neutral, Disagree and Strongly Disagree.

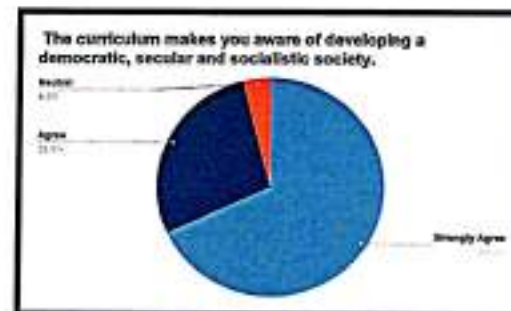
1. Concept of Self-discipline & value is maintained in the curriculum.

Options	Percentage
Strongly Agree	56
Agree	44
Neutral	-
Disagree	-
Strongly Disagree	-
Total	100



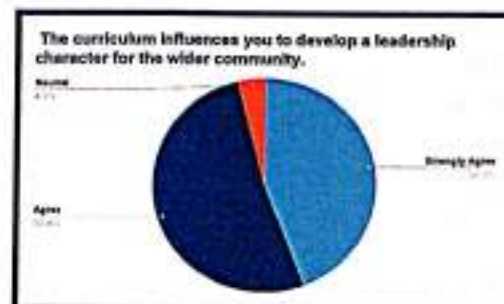
2. The curriculum makes you aware of developing a democratic, secular and socialistic society.

Options	Percentage
Strongly Agree	68
Agree	28
Neutral	4
Disagree	-
Strongly Disagree	-
Total	100



3. The curriculum influences you to develop a leadership character for the wider community.

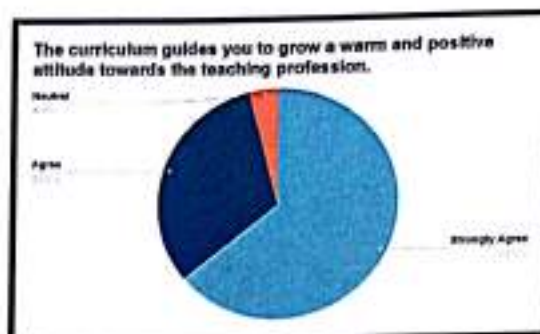
Options	Percentage
Strongly Agree	44
Agree	52
Neutral	4
Disagree	-
Strongly Disagree	-
Total	100





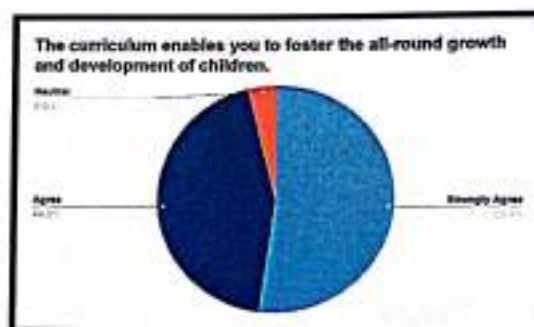
4. The curriculum guides you to grow a warm and positive attitude towards the teaching profession.

Options	Percentage
Strongly Agree	64
Agree	32
Neutral	4
Disagree	-
Strongly Disagree	-
Total	100




5. The curriculum enables you to foster the all-round growth and development of children.

Options	Percentage
Strongly Agree	52
Agree	44
Neutral	4
Disagree	-
Strongly Disagree	-
Total	100



6. The designed curriculum is helping to prepare for national level competitive examinations (NET/SET/CTET etc.).

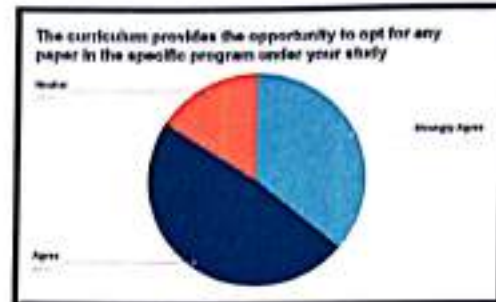
Options	Percentage
Strongly Agree	76
Agree	20
Neutral	4
Disagree	-
Strongly Disagree	-
Total	100





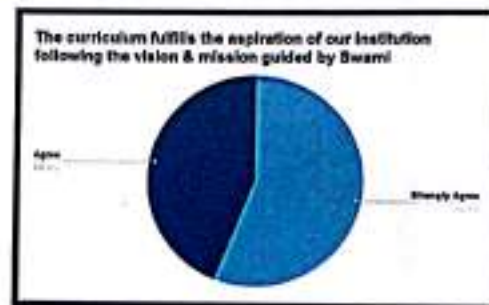
7. The curriculum provides the opportunity to opt for any paper in the specific program under your study.

Options	Percentage
Strongly Agree	36
Agree	48
Neutral	16
Disagree	-
Strongly Disagree	-
Total	100



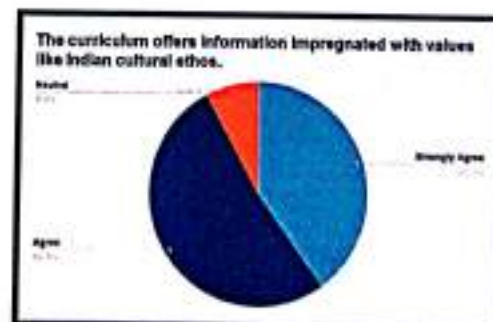
8. The curriculum fulfills the aspiration of our institution following the vision & mission guided by Swami Vivekananda's Philosophy mentioned in the prospectus.

Options	Percentage
Strongly Agree	56
Agree	44
Neutral	-
Disagree	-
Strongly Disagree	-
Total	100



9. The curriculum offers information impregnated with values like Indian cultural ethos.

Options	Percentage
Strongly Agree	40
Agree	52
Neutral	8
Disagree	-
Strongly Disagree	-
Total	100





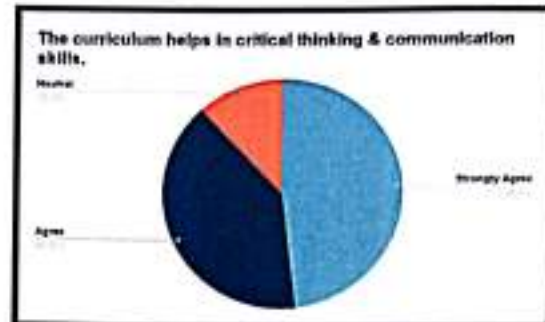
RAMAKRISHNA MISSION SIKSHANAMANDIRA

(A NCTE recognized Govt. Aided (WB) Autonomous Post-Graduate College under University of Calcutta)
BELUR MATH, HOWRAH - 711 202, WEST BENGAL

NAAC Re-accredited - 'A'

10. The curriculum helps in critical thinking & communication skills.

Options	Percentage
Strongly Agree	48
Agree	40
Neutral	12
Disagree	-
Strongly Disagree	-
Total	100



Item wise Mean:

Items	1	2	3	4	5	6	7	8	9	10
Mean	4.56	4.64	4.40	4.60	4.48	4.72	4.20	4.56	4.32	4.36

Overall Mean is 44.84.

ANALYSIS:

The above responses collected from the students of M.Ed.(2021-2023) shows us that the majority of them believe that self-discipline and value are maintained in our curriculum. Regarding social, democratic and leadership qualities, the students also strongly agree. Furthermore, they strongly agree with the fact that the present curriculum helps them foster holistic development and prepare for competitive exams. Even the majority of them strongly agree with the fact that our prepared curriculum encapsulates Indian cultural ethos, Swami Vivekananda's values and critical thinking. Nevertheless, the overall mean (44.84) also shows that their feedback on curriculum supports the positive aspect of our curriculum.

Action Taken Report:

After collecting feedback on curriculum from our students, we came to know a number of gaps where they remained neutral. Regarding democratic values, leadership characteristics, growing warm attitude, all-round growth and NET/SET or CTET exam, the feedback reported 4% neutrality. For choosing any paper in any specific program, neutrality remained 16%. About critical thinking and communication skills, the feedback reported 12% neutrality. It ensured that communication-skill in EPC(2A-2D) was effectively dealt with by taking classes regularly. All these issues were addressed by the principal and the I.Q.A.C. co-ordinator in the meeting of the C.F.P.C. Brainstorming sessions were held to improve on these areas. Later we also discussed all these things with our students to ascertain whether our taken actions were suitable.



Swami Vidyamritananda
Principal (Offg.)
Ramakrishna Mission Sikshanamandira
Belur Math, Howrah-711202, W.B.

"Education is the manifestation of the perfection already in man."

- Swami Vivekananda

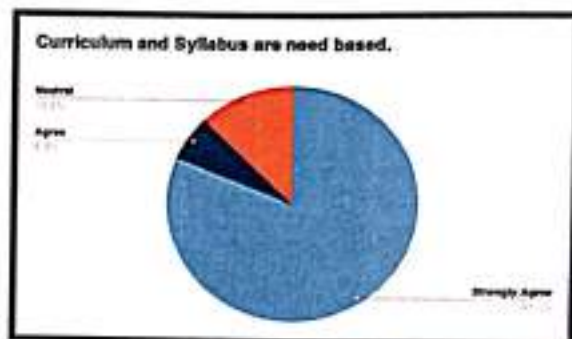


ANALYSIS OF TEACHERS' FEEDBACK ON CURRICULUM (ACADEMIC SESSION: 2021-2022)

To collect feedback data on curriculum, a questionnaire with 10 items was first developed with five options. After that, it was administered to 16 teachers of RKMSM. Their item wise recorded responses are analyzed below. The provided five options against each item are Strongly Agree, Agree, Neutral, Disagree and Strongly Disagree.

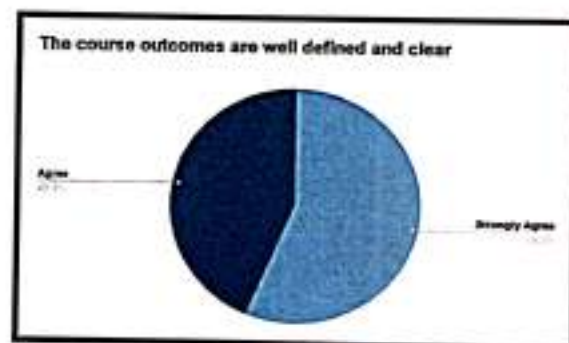
1. Curriculum and Syllabus are need based.

Options	Percentage
Strongly Agree	81.3
Agree	6.3
Neutral	12.5
Disagree	
Strongly Disagree	
Total	100



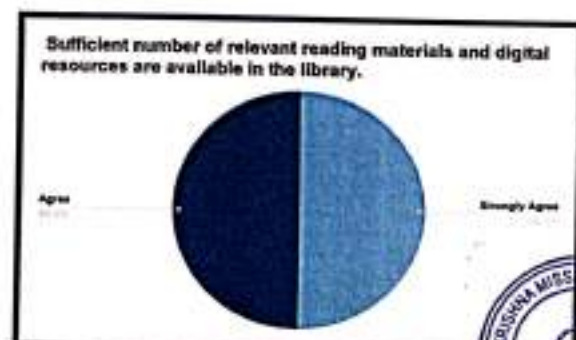
2. The course outcomes are well defined and clear.

Options	Percentage
Strongly Agree	56.3
Agree	43.8
Neutral	
Disagree	
Strongly Disagree	
Total	100



3. Sufficient number of relevant reading materials and digital resources are available in the library.

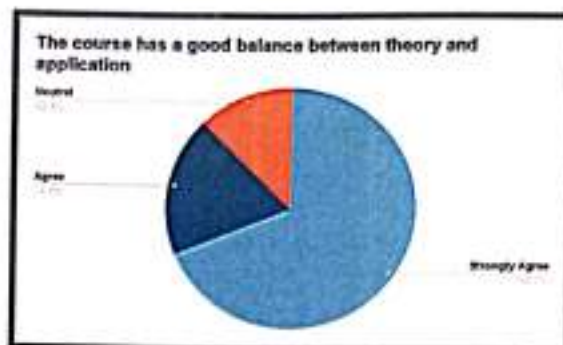
Options	Percentage
Strongly Agree	50
Agree	50
Neutral	
Disagree	
Strongly Disagree	
Total	100






4. The course has a good balance between theory and application.

Options	Percentage
Strongly Agree	68.8
Agree	18.8
Neutral	12.5
Disagree	
Strongly Disagree	
Total	100



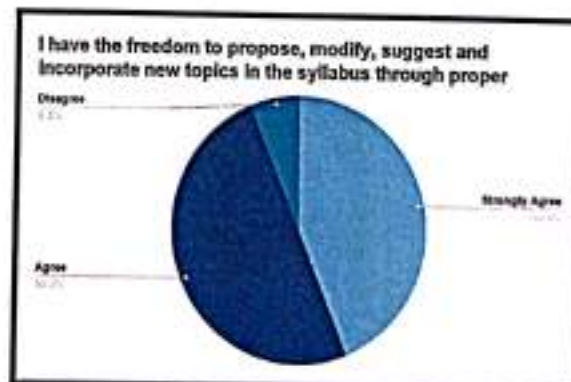
5. The course/syllabus of this course increased my knowledge and perspective in the subject area.

Options	Percentage
Strongly Agree	43.8
Agree	56.3
Neutral	
Disagree	
Strongly Disagree	
Total	100



6. I have the freedom to propose, modify, suggest and incorporate new topics in the syllabus through proper forum.

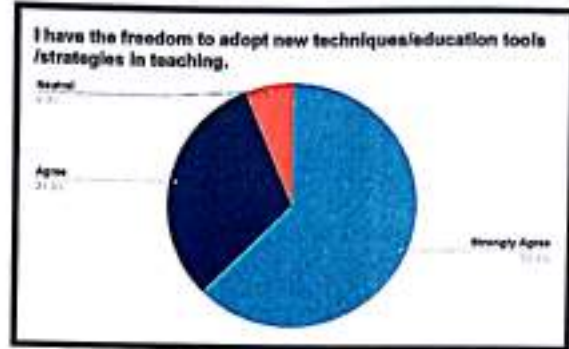
Options	Percentage
Strongly Agree	43.8
Agree	50
Neutral	
Disagree	6.3
Strongly Disagree	
Total	100





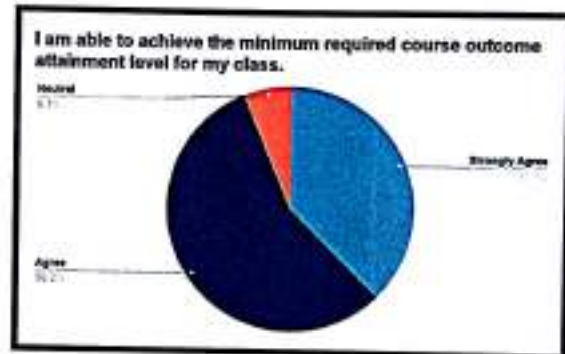
7. I have the freedom to adopt new techniques/education tools /strategies in teaching.

Options	Percentage
Strongly Agree	62.5
Agree	31.3
Neutral	6.3
Disagree	
Strongly Disagree	
Total	100



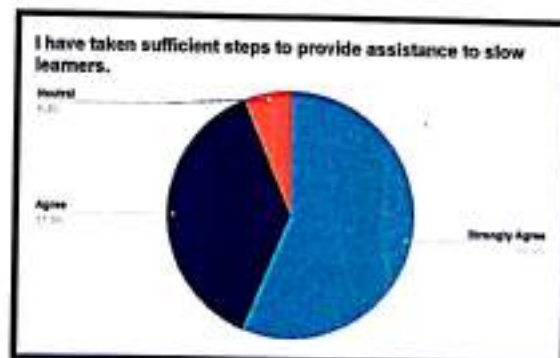
8. I am able to achieve the minimum required course outcome attainment level for my class.

Options	Percentage
Strongly Agree	37.5
Agree	56.3
Neutral	6.3
Disagree	
Strongly Disagree	
Total	100



9. I have taken sufficient steps to provide assistance to slow learners.

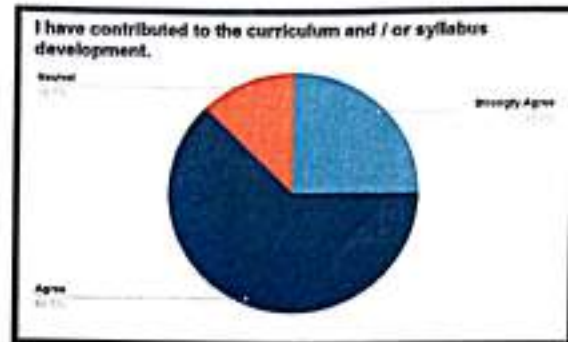
Options	Percentage
Strongly Agree	56.3
Agree	37.5
Neutral	6.3
Disagree	
Strongly Disagree	
Total	100





10. I have contributed to the curriculum and / or syllabus development.

Options	Percentage
Strongly Agree	25
Agree	62.5
Neutral	12.5
Disagree	
Strongly Disagree	
Total	100



Item wise Mean:

Items	1	2	3	4	5	6	7	8	9	10
Mean	4.69	4.56	4.50	4.56	4.44	4.31	4.56	4.31	4.50	4.13

Overall Mean is 44.56

ANALYSIS:

The statements scaled in the feedback form from the teachers are analyzed here. Most of the teachers have strongly agreed with the need based curriculum system. Regarding course outcomes and reading and digital resources in the library, some of them have strongly agreed and some simply agreed. Most of them believe that the course retains its balance between theory and practice. The majority have agreed that the syllabus has contributed to their knowledge. For freedom in proposing or suggesting new topics, most of them have agreed, but some have remained neutral. Regarding adopting new techniques, most of them have agreed. Even in minimum required outcomes, taking sufficient steps and contributing to curriculum or syllabus development, the majority of them have strongly agreed. The overall mean (44.56) achieved thus also shows that our teachers have a positive outlook on our curriculum.

Action Taken Report:

After collecting feedback from the faculty members of our college, we came to know a number of significant gaps. Regarding need based curriculum, balance between theory and curriculum, freedom to propose new topics and adopt new techniques, the percentage of neutrality helped us deal with these issues effectively. We provided our teachers with laissez faire to teach students with their own adopted technique. However, all these issues were properly addressed by the Principal in the meeting of the Teachers' Council. Thus we endeavored to fulfill the noted gaps.



Swami Vidyamritananda
Principal (Offg.)

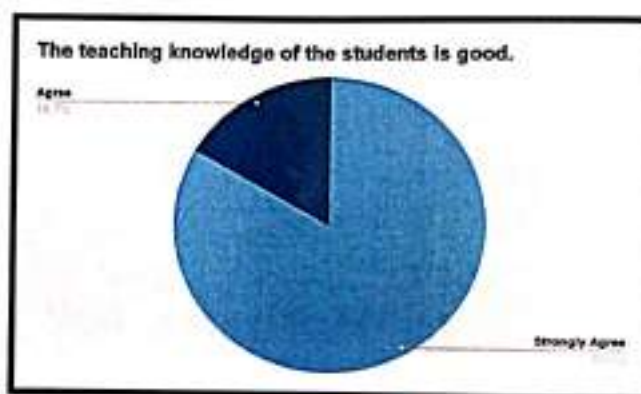


ANALYSIS OF INTERNSHIP-SCHOOLS' FEEDBACK ON CURRICULUM (ACADEMIC YEAR-2021-2022)

To collect feedback data on curriculum, a questionnaire with 8 items was first developed with five options. After that, it was administered to 6 institutional heads to whose schools we send our student teachers for their school internship. Their item wise recorded responses are analyzed below. The provided five options against each item are Strongly Agree, Agree, Neutral, Disagree and Strongly Disagree.

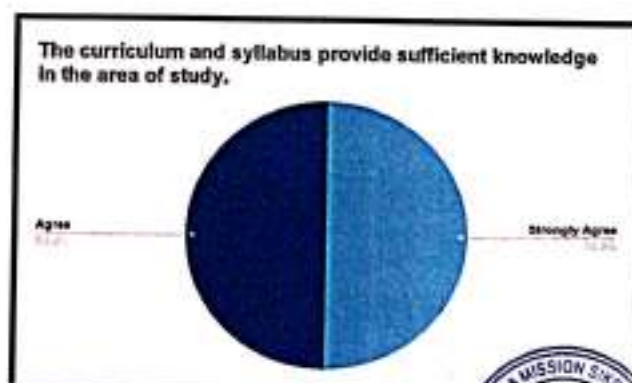
1. The teaching knowledge of the students is good.

Options	Percentage
Strongly Agree	83.3
Agree	16.7
Neutral	-
Disagree	-
Strongly Disagree	-
Total	100



2. The curriculum and syllabus provide sufficient knowledge in the area of study.

Options	Percentage
Strongly Agree	50
Agree	50
Neutral	-
Disagree	-
Strongly Disagree	-
Total	100

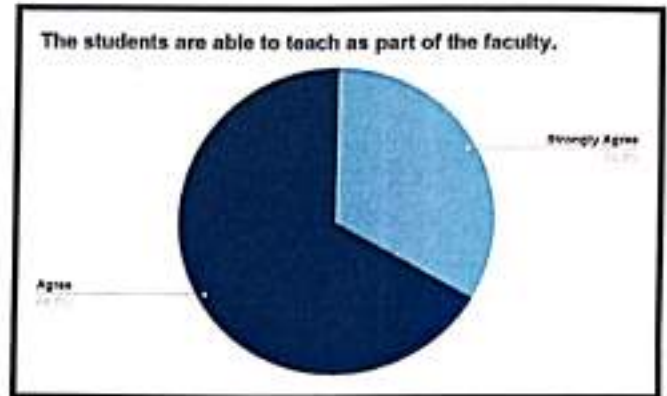


3. The students are able to teach as part of the faculty.



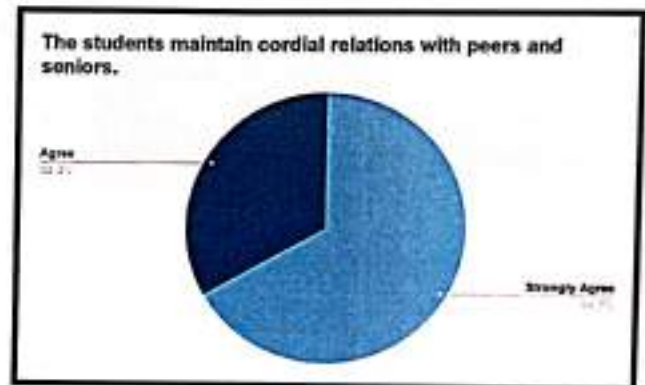


Options	Percentage
Strongly Agree	33.3
Agree	66.7
Neutral	-
Disagree	-
Strongly Disagree	-
Total	100



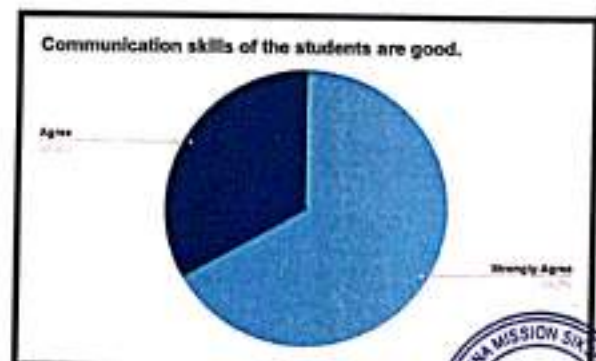
4. The students maintain cordial relations with peers and seniors.

Options	Percentage
Strongly Agree	66.7
Agree	33.3
Neutral	-
Disagree	-
Strongly Disagree	-
Total	100



5. Communication skills of the students are good.

Options	Percentage
Strongly Agree	66.7
Agree	33.3
Neutral	-
Disagree	-
Strongly Disagree	-
Total	100

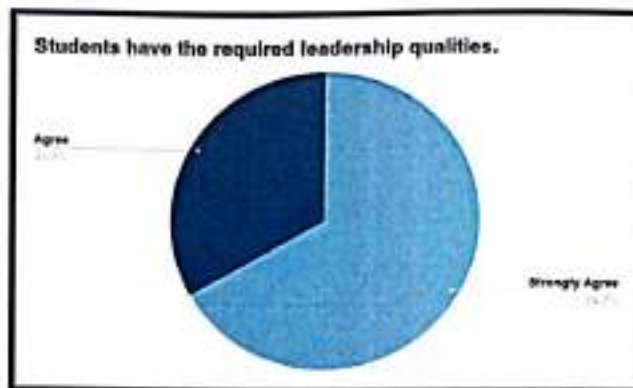


6. Students have the required leadership qualities.



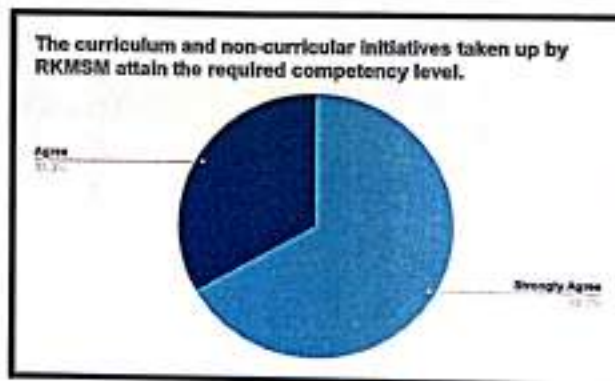


Options	Percentage
Strongly Agree	66.7
Agree	33.3
Neutral	-
Disagree	-
Strongly Disagree	-
Total	100



7. The curriculum and non-curricular initiatives taken up by RKMSM attain the required competency level.

Options	Percentage
Strongly Agree	66.7
Agree	33.3
Neutral	-
Disagree	-
Strongly Disagree	-
Total	100



8. Students have the ability to learn teaching practices fast and mould themselves into the field of education.



RAMAKRISHNA MISSION SIKSHANAMANDIRA

(A NCTE recognized Govt. Aided (WB) Autonomous Post-Graduate College under University of Calcutta)
BELUR MATH, HOWRAH - 711 202, WEST BENGAL

NAAC Re-accredited - 'A'

Options	Percentage
Strongly Agree	66.7
Agree	33.3
Neutral	-
Disagree	-
Strongly Disagree	-
Total	100



ITEM WISE MEAN:

Items	1	2	3	4	5	6	7	8
Mean	4.83	4.50	4.33	4.67	4.67	4.67	4.67	4.67

Overall Mean is 37.

ANALYSIS:

Here the responses from the institutional heads of different practice teaching schools show that they are happy as well as satisfied with the performance of our student teachers. The statements scaled in the feedback form further brings to the fore that the teaching knowledge, maintaining cordial relationship, leadership qualities, communication skill and competency of our student teachers have been well appreciated by the heads of different practice teaching schools. The overall mean (37) also upholds that all the institutional heads have responded to the statements in the same way. Thus they have come to a positive consensus about the performance of our student teachers.

ANALYSIS TAKEN REPORT:

Since the feedback collected from our practice teaching schools showed a positive reflection in the above given statements, we came to a simple conclusion that the overall performance of our trainee teachers was really satisfactory in the given parameters. We decided in the meeting of I.Q.A.C. that the existing quality in imparting training to our trainee teachers be persistently retained further. Adequate actions were taken to ensure this.



Swami Vidyamritananda
Principal (Offg.)
Ramakrishna Mission Sikshanamandira
Belur Math, Howrah-711202, W.B.

"Education is the manifestation of the perfection already in man."

- Swami Vivekananda



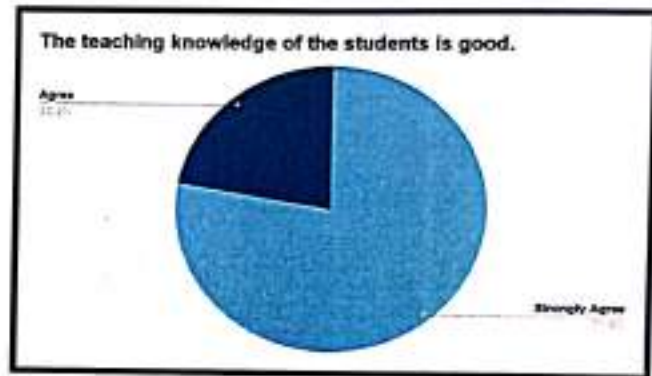
ANALYSIS OF EMPLOYERS' FEEDBACK ON CURRICULUM

Academic Session: 2021-22

To collect feedback data on curriculum, a questionnaire with 8 items was first developed with five options. After that, it was administered to 9 employers who have recruited our students in their schools. Their item wise recorded responses are analyzed below. The provided five options against each item are Strongly Agree, Agree, Neutral, Disagree and Strongly Disagree.

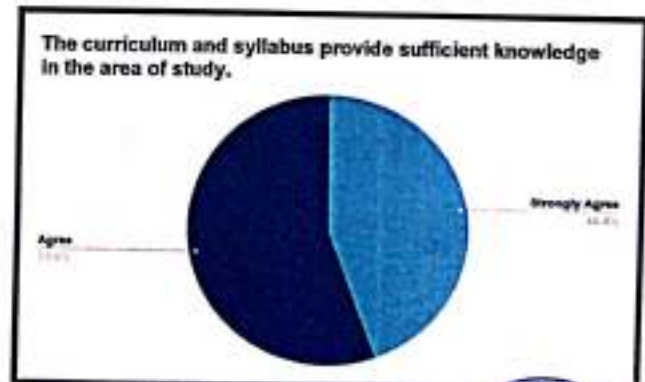
1. The teaching knowledge of the students is good.

Options	Percentage
Strongly Agree	77.8
Agree	22.2
Neutral	-
Disagree	-
Strongly Disagree	-
Total	100



2. The curriculum and syllabus provide sufficient knowledge in the area of study.

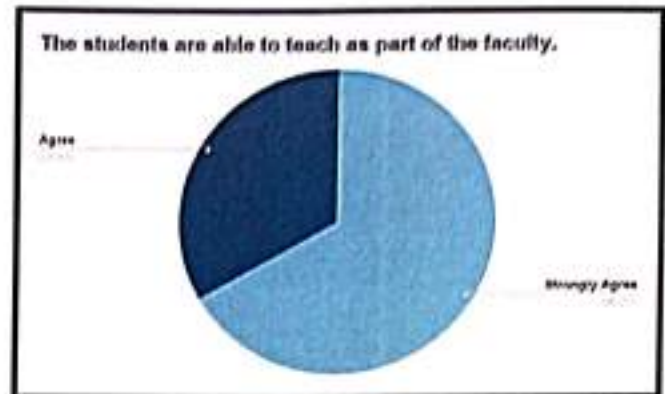
Options	Percentage
Strongly Agree	44.4
Agree	55.6
Neutral	-
Disagree	-
Strongly Disagree	-
Total	100





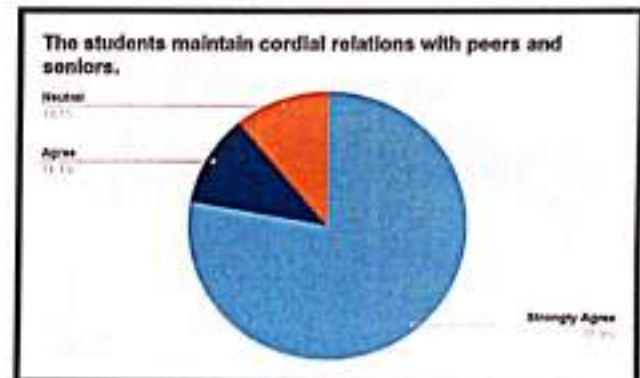
3. The students are able to teach as part of the faculty.

Options	Percentage
Strongly Agree	66.7
Agree	33.3
Neutral	-
Disagree	-
Strongly Disagree	-
Total	100



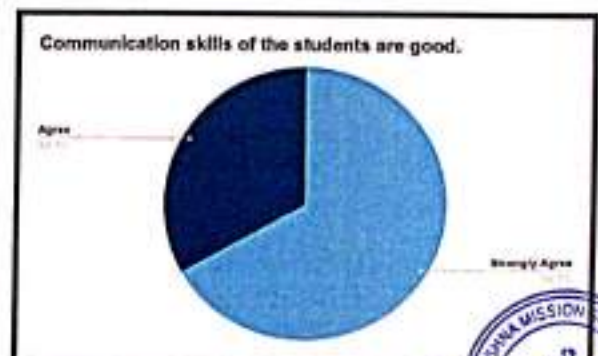
4. The students maintain cordial relations with peers and seniors.

Options	Percentage
Strongly Agree	77.8
Agree	11.1
Neutral	11.1
Disagree	-
Strongly Disagree	-
Total	100



5. Communication skills of the students are good.

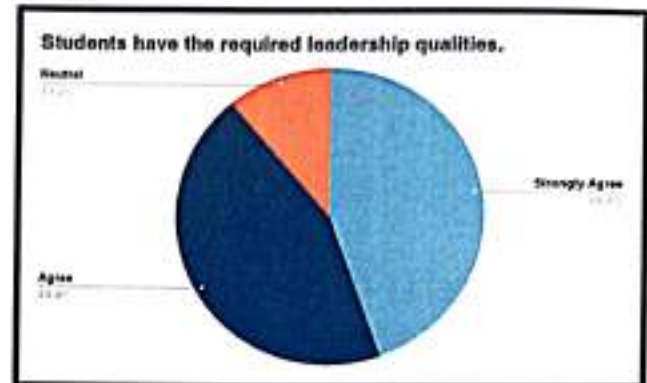
Options	Percentage
Strongly Agree	66.7
Agree	33.3
Neutral	-
Disagree	-
Strongly Disagree	-
Total	100





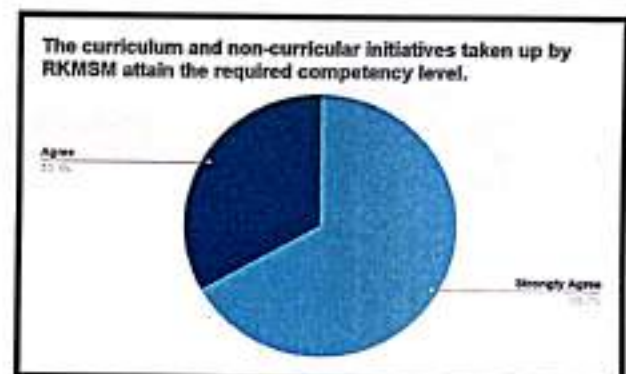
6. Students have the required leadership qualities.

Options	Percentage
Strongly Agree	44.4
Agree	44.4
Neutral	11.2
Disagree	-
Strongly Disagree	-
Total	100



7. The curriculum and non-curricular initiatives taken up by RKMSM attain the required competency level.

Options	Percentage
Strongly Agree	66.7
Agree	33.3
Neutral	-
Disagree	-
Strongly Disagree	-
Total	100





RAMAKRISHNA MISSION SIKSHANAMANDIRA

(A NCTE recognized Govt. Aided (WB) Autonomous Post-Graduate College under University of Calcutta)
BELUR MATH, HOWRAH - 711 202, WEST BENGAL

NAAC Re-accredited - 'A'

8. Students have the ability to learn teaching practices fast and mould themselves into the field of education.

Options	Percentage
Strongly Agree	66.7
Agree	33.3
Neutral	-
Disagree	-
Strongly Disagree	-
Total	100



ITEM WISE MEAN:

Items	1	2	3	4	5	6	7	8
Mean	4.78	4.44	4.67	4.67	4.67	4.33	4.67	4.67

Overall Mean is 36.89.

ANALYSIS:

Here the responses from the different stakeholders show that they are happy as well as satisfied with the performance of our student teachers. The statements scaled in the feedback form further brings to the fore that the teaching knowledge, maintaining cordial relationship, leadership qualities, communication skill and competency of our student teachers have been well appreciated by the employers. The overall mean (36.89) also upholds that all the employers have responded to the statements in the same way. Thus they have come to a positive consensus about the performance of our student teachers.

Action Taken Report:

After the analysis of the feedback collected from the employers, we came to know about two things where the employers maintained 11.1% and 11.2% neutrality. These were students' cordial relationships with others and their leadership qualities. These two issues were taken up by the principal and were discussed in the I.Q.A.C. meeting to fill up these gaps. Therefore, a number of steps were taken by our faculty members to ameliorate leadership qualities and cordial attitude among our student teachers after receiving specific instructions from the principal.



Swami Vidyamritananda
Swami Vidyamritananda
Principal (Offg.)

Ramakrishna Mission Sikshanamandira
Belur Math, Howrah-711202, W.B.

Swami Vivekananda

"Education is the manifestation of the perfection already in man."



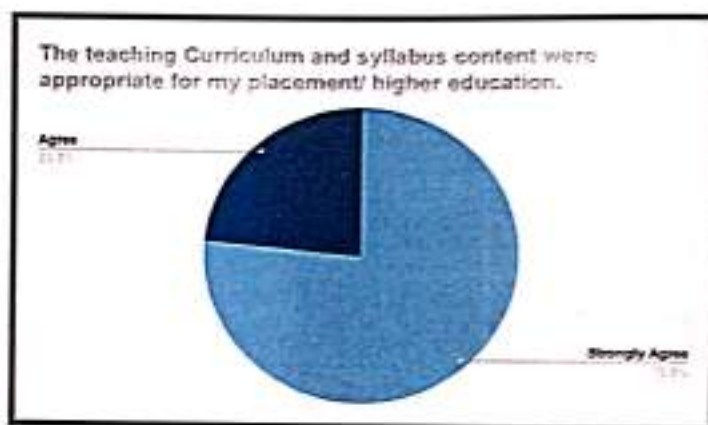
ANALYSIS OF ALUMNI-FEEDBACK ON CURRICULUM

Academic Year: (2021-2022)

To collect feedback data on curriculum, a questionnaire with 8 items was first developed with five options. After that, it was administered to 17 alumni of our college. Their item wise recorded responses are analyzed below. The provided five options against each item are Strongly Agree, Agree, Neutral, Disagree and Strongly Disagree.

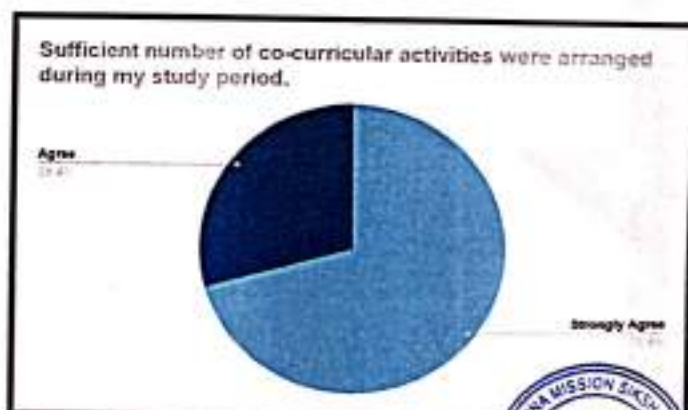
1. The teaching Curriculum and syllabus content were appropriate for my placement/ higher education.

Options	Percentage
Strongly Agree	76.5
Agree	23.5
Neutral	-
Disagree	-
Strongly Disagree	-
Total	100



2. Sufficient number of co-curricular activities were arranged during my study period.

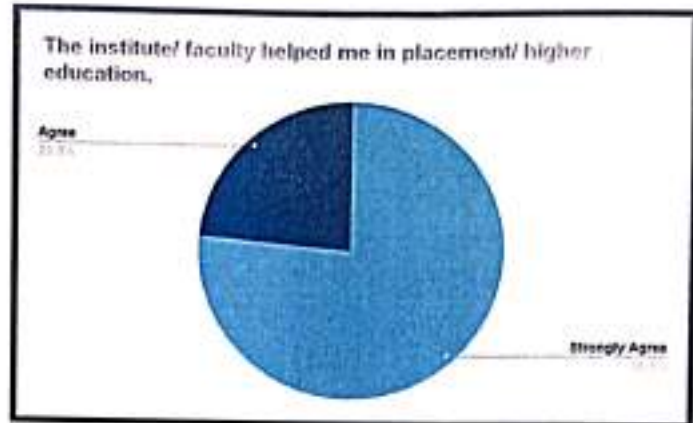
Options	Percentage
Strongly Agree	70.6
Agree	29.4
Neutral	-
Disagree	-
Strongly Disagree	-
Total	100





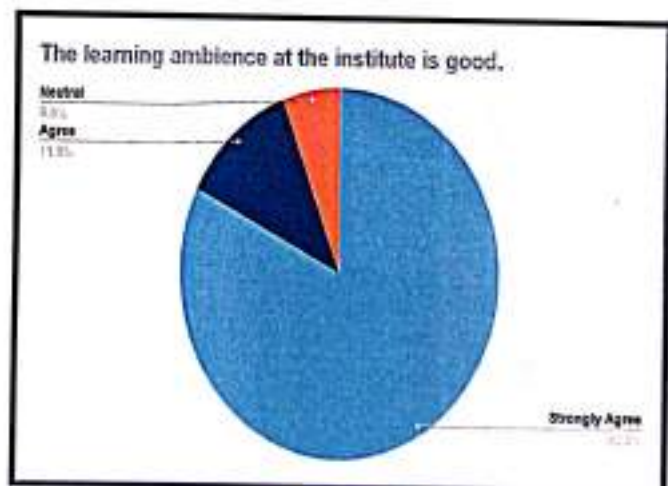
3. The institute/ faculty helped me in placement/ higher education.

Options	Percentage
Strongly Agree	76.5
Agree	23.5
Neutral	-
Disagree	-
Strongly Disagree	-
Total	100



4. The learning ambience at the institute is good.

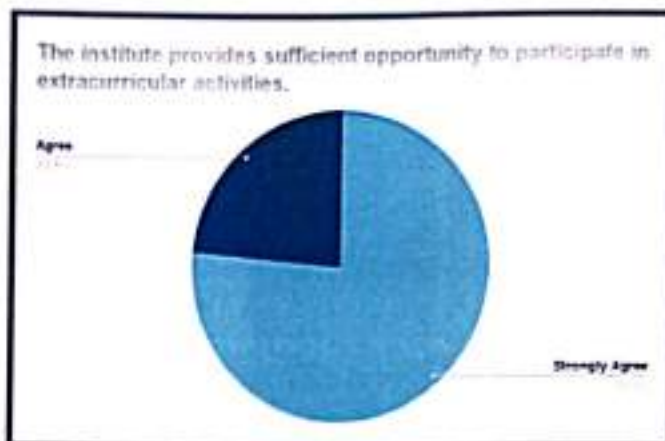
Options	Percentage
Strongly Agree	82.3
Agree	11.8
Neutral	5.9
Disagree	-
Strongly Disagree	-
Total	100





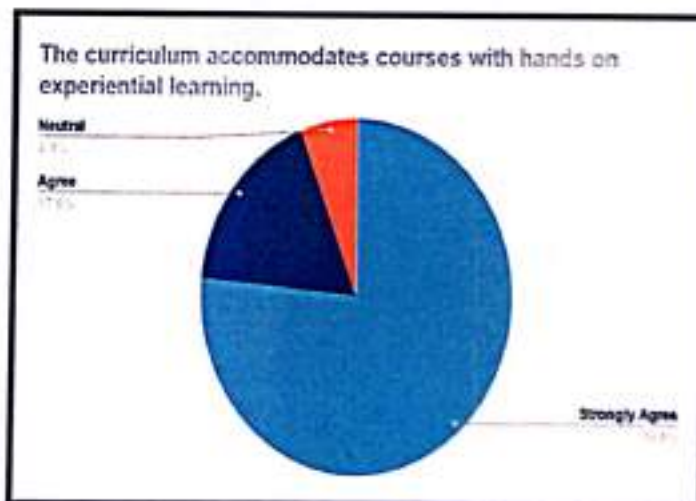
5. The institute provides sufficient opportunity to participate in extracurricular activities.

Options	Percentage
Strongly Agree	76.5
Agree	23.5
Neutral	-
Disagree	-
Strongly Disagree	-
Total	100



6. The curriculum accommodates courses with hands on experiential learning.

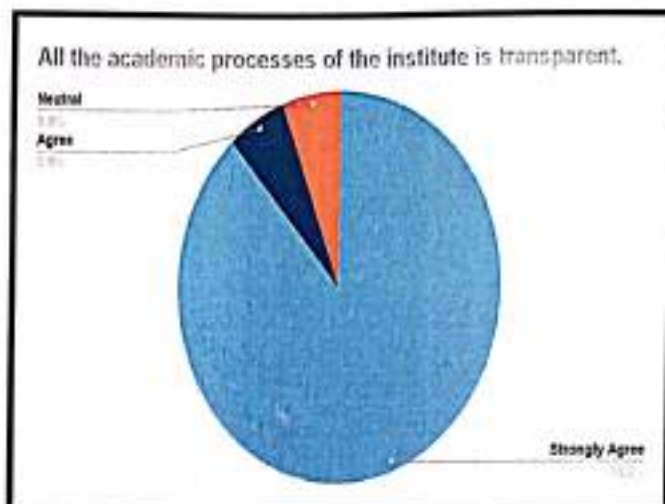
Options	Percentage
Strongly Agree	76.5
Agree	17.6
Neutral	5.9
Disagree	-
Strongly Disagree	-
Total	100





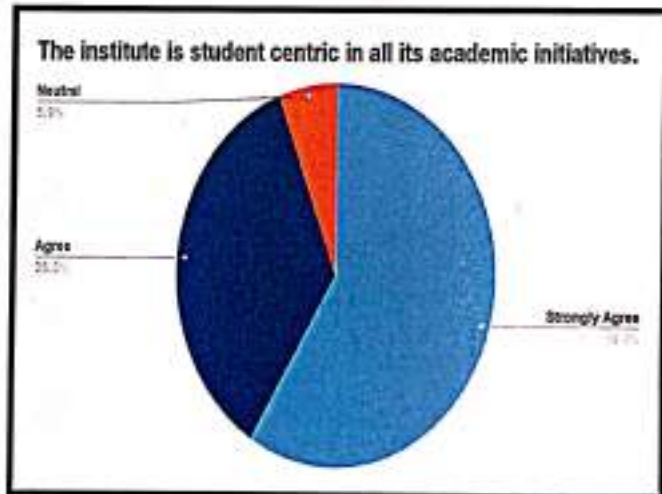
7. All the academic processes of the institute is transparent.

Options	Percentage
Strongly Agree	88.2
Agree	5.9
Neutral	5.9
Disagree	-
Strongly Disagree	-
Total	100



8. The institute is student centric in all its academic initiatives.

Options	Percentage
Strongly Agree	58.8
Agree	35.3
Neutral	5.9
Disagree	-
Strongly Disagree	-
Total	100



ITEM WISE MEAN:

Items	1	2	3	4	5	6	7	8
Mean	4.76	4.71	4.76	4.76	4.76	4.71	4.82	4.53

Overall Mean is 37.82.





RAMAKRISHNA MISSION SIKSHANAMANDIRA

(A NCTE recognized Govt. Aided (WB) Autonomous Post-Graduate College under University of Calcutta)
BELUR MATH, HOWRAH - 711 202, WEST BENGAL

NAAC Re-accredited - 'A'

ANALYSIS:

The ex-students of our college responded to the above stated scaled statements almost positively. The teaching curriculum and syllabus contents, sufficient number of co-curricular activities, placement or help in higher education and learning atmosphere were strongly agreed by all of them. They also found institutional help, experiential learning, transparent academic process and student centric academic initiatives scintillating in various aspects. Even the item wise mean also remains close to 4.70. The overall mean 37.82 shows that our ex-students have a positive approach towards our institution. Thus we can conclude that the feedback system helps us keep up our institutional elegance.

Action Taken Report:

Regarding the learning ambience of our institution, our alumni maintained 5.9% neutrality. For the hands-on experiential learning, transparency of our academic process and student centric academic initiatives, they maintained 5.9% neutrality. These were the gaps which we sorted out after the analysis of their feedback. For this reason, all these issues were placed before the Teachers' Council and the Principal took adequate steps to fill up those gaps in order to improve on these areas. All the faculty members came forward to actively participate in bettering these areas.



Swami Vidyamritananda
Principal (Offg.)
Ramakrishna Mission Sikshanamandira
Belur Math, Howrah-711202, W.B.