

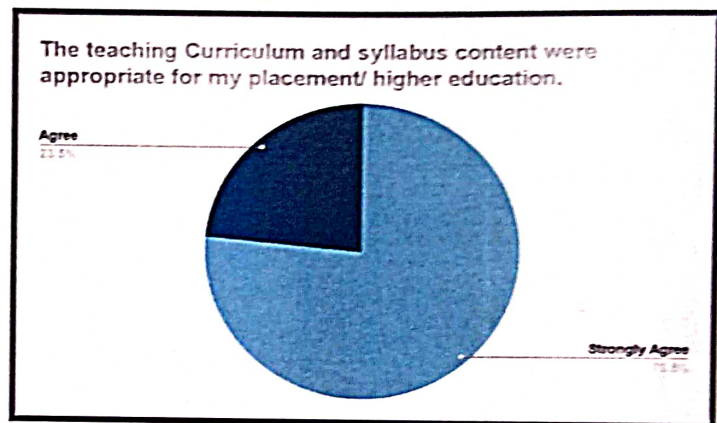


ANALYSIS OF ALUMNI-FEEDBACK ON CURRICULUM
Academic Year: (2021-2022)

To collect feedback data on curriculum, a questionnaire with 8 items was first developed with five options. After that, it was administered to 17 alumni of our college. Their item wise recorded responses are analyzed below. The provided five options against each item are Strongly Agree, Agree, Neutral, Disagree and Strongly Disagree.

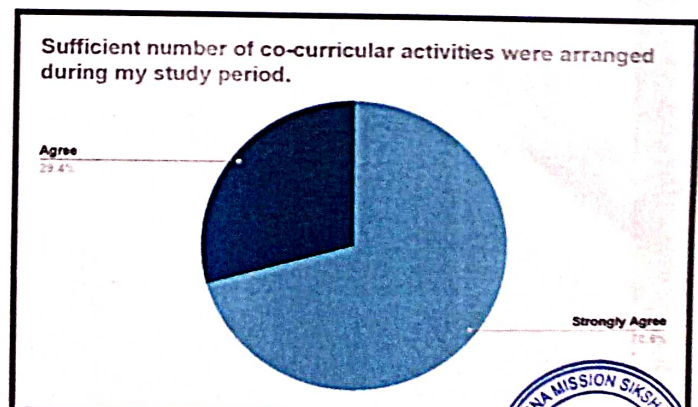
1. The teaching Curriculum and syllabus content were appropriate for my placement/ higher education.

Options	Percentage
Strongly Agree	76.5
Agree	23.5
Neutral	-
Disagree	-
Strongly Disagree	-
Total	100



2. Sufficient number of co-curricular activities were arranged during my study period.

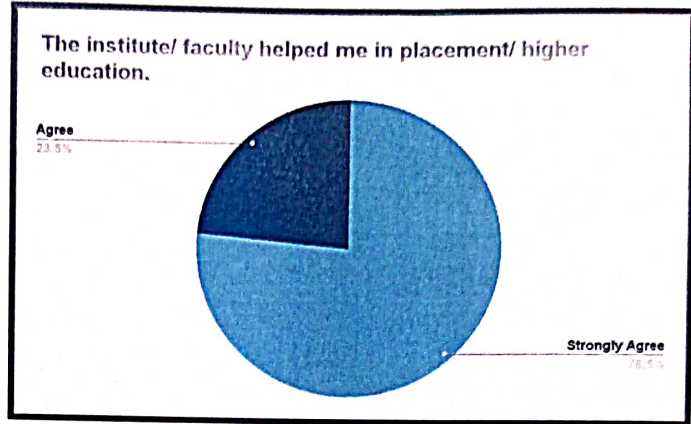
Options	Percentage
Strongly Agree	70.6
Agree	29.4
Neutral	-
Disagree	-
Strongly Disagree	-
Total	100





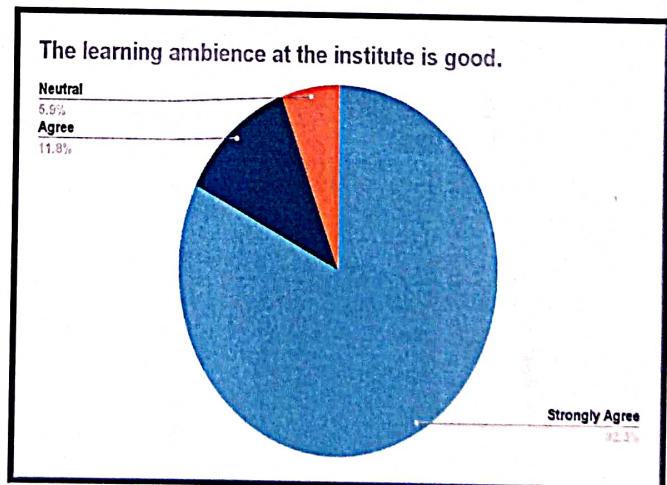
3. The institute/ faculty helped me in placement/ higher education.

Options	Percentage
Strongly Agree	76.5
Agree	23.5
Neutral	-
Disagree	-
Strongly Disagree	-
Total	100



4. The learning ambience at the institute is good.

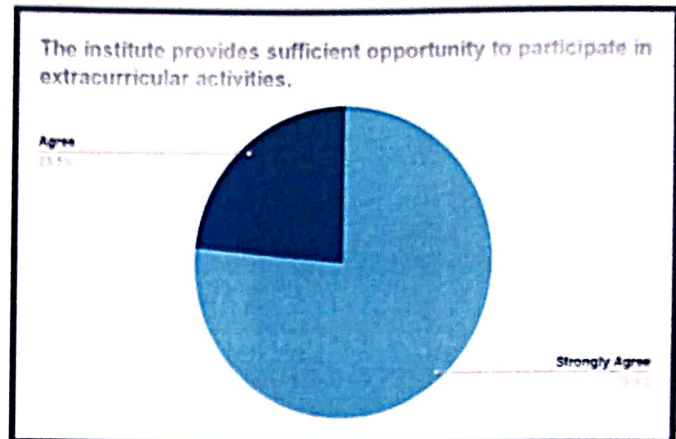
Options	Percentage
Strongly Agree	82.3
Agree	11.8
Neutral	5.9
Disagree	-
Strongly Disagree	-
Total	100





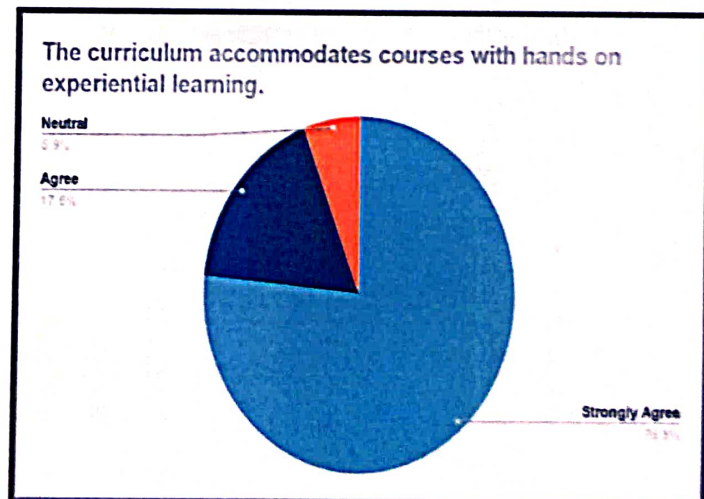
5. The institute provides sufficient opportunity to participate in extracurricular activities.

Options	Percentage
Strongly Agree	76.5
Agree	23.5
Neutral	-
Disagree	-
Strongly Disagree	-
Total	100



6. The curriculum accommodates courses with hands on experiential learning.

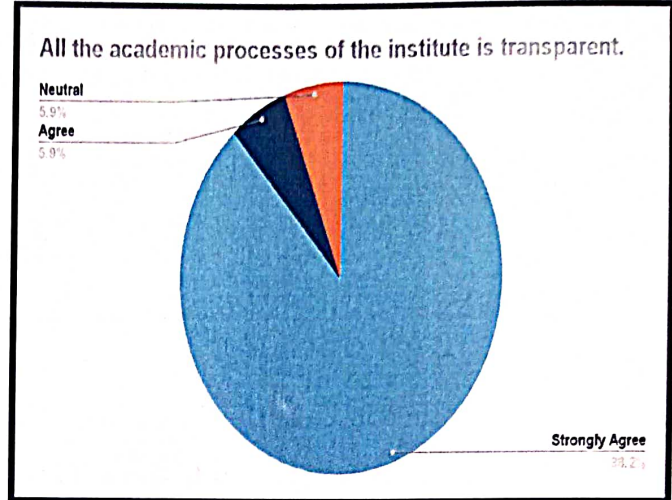
Options	Percentage
Strongly Agree	76.5
Agree	17.6
Neutral	5.9
Disagree	-
Strongly Disagree	-
Total	100





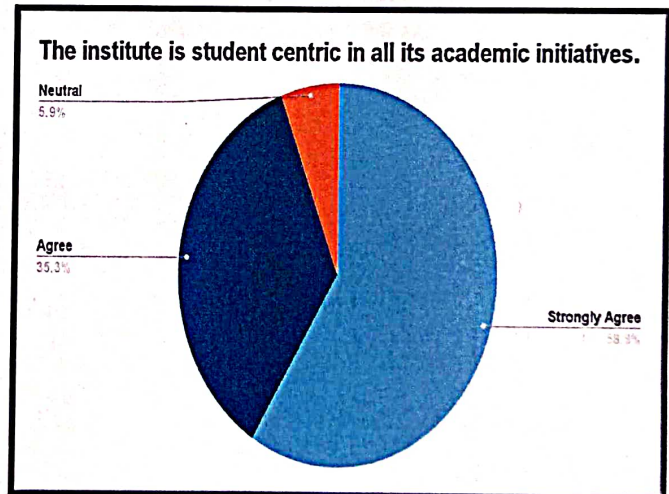
7. All the academic processes of the institute is transparent.

Options	Percentage
Strongly Agree	88.2
Agree	5.9
Neutral	5.9
Disagree	-
Strongly Disagree	-
Total	100



8. The institute is student centric in all its academic initiatives.

Options	Percentage
Strongly Agree	58.8
Agree	35.3
Neutral	5.9
Disagree	-
Strongly Disagree	-
Total	100



ITEM WISE MEAN:

Items	1	2	3	4	5	6	7	8
Mean	4.76	4.71	4.76	4.76	4.76	4.71	4.82	4.53

Overall Mean is 37.82.





RAMAKRISHNA MISSION SIKSHANAMANDIRA

(A NCTE recognized Govt. Aided (WB) Autonomous Post-Graduate College under University of Calcutta)
BELUR MATH, HOWRAH - 711 202, WEST BENGAL

NAAC Re-accredited - 'A'

ANALYSIS:

The ex-students of our college responded to the above stated scaled statements almost positively. The teaching curriculum and syllabus contents, sufficient number of co-curricular activities, placement or help in higher education and learning atmosphere were strongly agreed by all of them. They also found institutional help, experiential learning, transparent academic process and student centric academic initiatives scintillating in various aspects. Even the item wise mean also remains close to 4.70. The overall mean 37.82 shows that our ex-students have a positive approach towards our institution. Thus we can conclude that the feedback system helps us keep up our institutional elegance.

Action Taken Report:

Regarding the learning ambience of our institution, our alumni maintained 5.9% neutrality. For the hands-on experiential learning, transparency of our academic process and student centric academic initiatives, they maintained 5.9% neutrality. These were the gaps which we sorted out after the analysis of their feedback. For this reason, all these issues were placed before the Teachers' Council and the Principal took adequate steps to fill up those gaps in order to improve on these areas. All the faculty members came forward to actively participate in bettering these areas.



Swami Vidyamritananda
Principal (Offg.)
Ramakrishna Mission Sikshanamandira
Belur Math, Howrah-711202, W.B.